

New Items for 2021





This year the Märklin new items are sprinkled with boldness, inventiveness, and real challenges. Was it the demands of steep and mountainous lines or the desire for comfortable and fast travel, pioneers and engineers with a wealth of tricks have always found a solution, which brought performance by rail another step forward. Sometimes it was futuristic new things such as the Rail Zeppelin; sometimes it was real powerhouses such as the Swiss “Köfferli” (“Little Suitcases”) locomotive, which emerged as a motive power wonder. Great moments of railroad history are not the only ones able to set the scene appropriately in these new items. Basic, rugged locomotives such as the class 56, which provided regularly scheduled and usually smooth train service across the country, are not coming up too short in these new items. Regardless of whether it is in H0 Gauge, Z Gauge, or the royal class Märklin 1, great models in all three gauges are waiting to be discovered by you.

Welcome to the Märklin New Items for 2021
Your Märklin Team



50 Years of the IC

Are you familiar with the thought of wanting to give something special as a gift? Something timeless, something that awakens memories and at the same time might seem a little curious? We have just the thing! Discover the legendary long class 103 in the garb of modern travel. It will only be here once this way!

Page 60

Page	2	Märklin Classics
Page	4	Märklin Dealer Initiative
Page	22	Märklin my world
Page	29	Märklin <i>START UP</i>
Page	34	Märklin H0
Page	113	Replica
Page	113	H0 Manual
Page	114	Märklin Z Gauge
Page	142	Z Gauge Accessories
Page	144	Märklin 1 Gauge
Page	152	Museum Car for 2021
Page	155	Insider Annual Car for 2021
Page	156	Märklin Insider Club.....

Information

A lot of useful information is waiting for you on our information page! Because there several established terms are described and explained for Märklin fans. You have always wanted to know what the real advantage of a “centrally mounted motor” is. You will find the answer on page 154.

Page 154

The Märklin Classics! – Continuously Available



4313 "Donnerbüchse" – 1st/2nd Class



36244 Class 24 Steam Locomotive

"These models are simply unthinkable in their respective eras."



4314 "Donnerbüchse" – 2nd Class



46319 Type Otmm 70 Dump Car



46355 Type Ommi 51 Dump Car



4315 "Donnerbüchse" – Baggage Car



44500 Type Gs 210 Boxcar



46539 "EVA" Standard Design Tank Car



4624 Hopper Car Fals 176




4694 Type Kbs 443 Stake Car



46058 Type Omm 55 Gondola

With over 20 models, from the black steed to the silver coin, there is something for every model railroad among these classics.



37108 Class 110.1 Electric Locomotive



37806 Class V 200.0 Diesel Locomotive



39978 Class VT 98.9 Powered Rail Car



41988 Class VB 98 Rail Bus Trailer Car



37861 Class V 60 Diesel Switch Engine



43897 Silberling / Silver Coin – 2nd Class



43898 Silberling / Silver Coin – 1st/2nd Class



43899 Silberling / Silver Coin – Cab control car 2nd class

The class 01 express train legend can be found described in detail on page 39.



39004 Class 01 Steam Locomotive



37897 Class 50 Steam Locomotive



Experience all of the classics in detail at:
www.maerklin.de/klassiker





One-Time Series for 2021


The Märklin Dealer Initiative MHI is an association of medium size toy and model train specialty dealers. For over 30 years, the MHI has been active for its member firms – the “brick and mortar” specialty stores.

Close proximity, personal contact, and individual service characterize the approximately 700 specialty dealers with their trained employees. Here a perfectly balanced model railroad environment awaits the enthusiastic model railroader, the discerning collector, and the interested younger generation. Should there be no MHI dealer in your area, most dealers have a web shop and would be happy to answer your inquiries.

The MHI produces exclusively unique special series in limited editions, which can only be purchased through the specialty dealers of this association. These models feature special paint schemes and imprinting as well as technical innovations.

Insider and Trix Club members will always find competent help at their MHI specialty dealer, who can help them with all questions about the club and about the exclusive club models. He is the partner authorized by Märklin to accept orders and make delivery of these models produced only for club members.

The younger generation will also find the right way to get started at the MHI dealer. The MHI also uses large-scale marketing campaigns to support youth development in addition to special products.

All MHI special products are identified by the pictogram  and include a warranty for 5 years.

Find MHI dealers in your area at: www.mhi.de

Airplane Technology on Rails



39777 Rail Zeppelin

Prototype: Propeller-driven Kruckenberg Rail Zeppelin. A legendary classic of the Thirties.

Model: Reproduction of a Märklin classic. The unit has an mfx digital decoder with extensive sound functions. It also has built-in interior lighting as well as dual headlights and a red marker light that will work in conventional operation and can be controlled digitally. Maintenance-free warm white and red LEDs are used for the lighting. The propeller in the rear can be controlled digitally and will work in conventional operation. During switching maneuvers and going in reverse, an electric motor can be heard and the propeller is off. There is a figure of a locomotive engineer in the cab. The interior has miniature figures as passengers.

Vehicle length approximately 28.5 cm / 11-1/4".

Highlights:

- **Retro packaging inspired by the historic packaging.**
- **mfx digital decoder with extensive sound functions.**
- **White LED headlights / red marker light, which changes over with the direction of travel.**
- **First time with a marker light.**
- **Factory-installed LED interior lighting.**
- **Cab lighting can be controlled digitally.**
- **Powered propeller on the rear of the unit can be controlled digitally.**
- **Figure of a locomotive engineer in the cab.**
- **Interior has miniature figures as passengers.**



Digital Functions	CU	MS	MS 2	CS1	CS2-3
Headlight(s)					
Interior lights					
Locomotive operating sounds					
Horn					
Direct control					
Sound of squealing brakes off					
Engineer's cab lighting					
Warning Sound					
Switching maneuver					
Special Function					
Light Function					
Light Function					
Rail Joints					

One-time series.

Red marker lights included

Original 12-cylinder airplane motor sound




This model is being produced in a one-time series only for the Märklin Dealer Initiative (MHI). 5 years warranty on all MHI/Exclusiv items and club items (Märklin Insider and Trix Club) starting in 2012. See Page 160 for warranty terms. See Page 159 for an explanation of the symbols and age information.



In the Twenties of the previous century, aeronautical engineer Franz Kruckenberg, born in Uetersen, Germany in 1882, had the vision of fast railroad passenger service with propeller-driven railroad cars. The plans developed by him were based on lightweight airplane technology and reached their peak on June 21, 1931 in a triumphant record run by his streamlined Rail Zeppelin. It reached 233 km/h / 146 mph, a speed record for powered railroad cars that stood for 23 years. The principle

of propeller-driven railroad cars proved to be less than ideally suited during test runs. Yet, Kruckenberg laid the foundation for modern, lightweight high-speed rail cars with the Rail Zeppelin and axle-powered successor designs developed by him. The Rail Zeppelin was and still is a legend and synonym for the rapid progress in railroad technology that has reached its peak in the present with the current high-speed powered rail car train technology.



“Rheinpfel” with a Class E 10.12 Electric Locomotive

The DB introduced a high-quality second daily train as early as 1952 through the picturesque Rhine Valley to satisfy immense demand by passengers for the “Rheingold Express” (Hook of Holland – Basle) brought back to life again in May of 1951 by the German Federal Railroad: the F 21/22 “Rhein-Pfeil” (Rhine Arrow) between Munich and Dortmund. Yet the name “Rhein-Pfeil” only had one year in the schedules. The name did not reappear until the summer schedule of 1958. It was now F 21/22 “Rheinpfel” on the same route as previously. A familiar author expressed it this way, “Rheingold and Rheinpfel are to be spoken of in terms of relationships, brothers, the Lorelei is the niece of both.” In order to link up with the earlier luxury, the DB decided in 1960 to build an exclusive and quite special, comfortable pool of cars for the “Rheingold” and the “Rheinpfel” related to it. It announced its future top offering enthusiastically in 1962, “A great name in European railroading is being given new glamor.”

The DB purchased four new types of cars for its two prestigious trains. In addition to the familiar compartment cars with a side corridor from normal express trains (type Av4üm-62/63) for the first time there was now open seating cars (type Ap4üm-62/63) in long-distance service. A special feature were the dome

observation cars (dome cars – type AD4üm-62/63), in which passengers enjoyed an open view of marvelous scenery in raised, fully glassed observation domes. Here and in the open seating cars, the seats could be turned so that passengers could always ride with a view in the direction of travel. The bar in the dome observation car invited you to while away time with beverages and small snacks. Business passengers could have their work done in the secretary’s compartment. The new dining car (type WR4üm-62/63) had a bi-level galley, which soon gave it the nickname “humpbacked dining car”. Bi-level to enable more seating in the dining area. The gold-coated windows and of course air conditioning provided pleasant temperatures in the cars. The locomotives and cars were easy to recognize externally from the elegant two-color paint scheme with cobalt blue below the waistline and beige-colored window band. In addition, the lettering “DEUTSCHE BUNDESBAHN” in gold letters beneath the observation dome was resplendent on both of the dome observation cars purchased for the “Rheinpfel”.

Both the “Rheingold” and the “Rheinpfel” could be pulled by electric locomotives in German territory due to progressive electrification. The DB decided on a modified version of the proven class E 10 as motive power, which in the future was to have a more streamlined body (“Bügel falten” E 10 or “Pants Crease” E 10). Since the first of these units was not available until the fall of 1962 at the earliest, the railroad made do initially with units of the boxy standard design with modified gearing for 160 km/h / 100 mph. In 1963/64, the planned “Bügel falten” / “Pants Crease E 10 units for 160 km/h / 100 mph were completely available.



"Rheinpfeil"



43881 "Rheinpfeil 1963" Express Train Passenger Car Set 1

Prototype: Three different design German Federal Railroad (DB) express train passenger cars for the "Rheinpfeil" express train F22 from Dortmund to Munich. One type AD4üm-62 vista dome car, 1st class, with a raised panorama compartment and service areas beneath it. The vista dome area has four side windows. One type Av4üm-62 compartment car, 1st class, and one type Ap4üm-62 open seating car, 1st class. Cobalt blue / beige basic paint scheme. The cars look as they did in the summer of 1963.

Model: All of the cars have factory-installed LED interior lighting with warm white LEDs. The open seating car has factory-installed marker lights. All of the cars come from the factory with current-conducting close couplers. The interior lighting and the marker lights work only in conjunction with the humped back dining car from the 43882 set and they can be turned on and off digitally using a decoder. The specified sequence of cars must be maintained for this purpose. The roof shapes, side walls, underbodies, and skirting are specific to the car types. The trucks are type Minden-Deutz with brake shoes, magnet rail brakes, and separately applied generators. The train destination signs are imprinted on the cars. The minimum radius for operation is 360 mm / 14-3/16". Total length over the buffers approximately 85 cm / 33-7/16".


Highlights:

- All of the cars in the "Rheinpfeil" include LED interior lighting and operating current-conducting couplers.
- Newly designed interior lighting for the vista dome car.

One-time series.



Newly designed interior lighting for the vista dome car to light up the dome area better



Open seating car includes marker lights



Important Note:

The interior lighting and marker lights on the Rheinpfeil only work in conjunction with the humped back dining car from the 43882 set and they can be turned on and off digitally using a decoder. The assigned car sequence must be maintained for this.



This model is being produced in a one-time series only for the Märklin Dealer Initiative (MHI). 5 years warranty on all MHI/Exklusiv items and club items (Märklin Insider and Trix Club) starting in 2012. See Page 160 for warranty terms. See Page 159 for an explanation of the symbols and age information.



43882 “Rheinpfail 1963” Express Train Passenger Car Set 2

Prototype: Two different design German Federal Railroad (DB) express train passenger cars for the “Rheinpfail” express train F22 from Dortmund to Munich. One type WR4üm-62 dining car with two dining areas, a galley, a washing up area, a buffet, and a crew compartment. One type Av4üm-62 compartment car, 1st class. Cobalt blue / beige basic paint scheme. The cars look as they did in the summer of 1963.

Model: The dining car has an mfx digital decoder and extensive light and sound functions. The table lamps, area lighting, vestibule lighting, and bar lighting can each be controlled separately. Both cars have factory-installed LED interior lighting with warm white LEDs. Both of the cars have current-conducting close couplers. The interior lighting works only in conjunction with the dining car and it can be turned on and off digitally using a decoder. The specified sequence of cars must be maintained for this purpose. The roof shapes, side walls, underbodies, and skirting are specific to the car types. The trucks are type Minden-Deutz with brake shoes, magnet rail brakes, and separately applied generators. The train destination signs are imprinted on the cars. The minimum radius for operation is 360 mm / 14-3/16". Total length over the buffers approximately 57 cm / 22-7/16".

Highlights:

- Extensive light and sound functions with a built-in decoder in the dining car.
- Dining car includes table lamps that can be controlled separately.
- All of the cars in the “Rheinpfail” include LED interior lighting and operating current-conducting couplers.

One-time series.

Dining car includes many digital functions

Digital Functions	CU	MS	MS 2	CS 1	CS 2-3
Interior lighting for the dining area					
Interior lighting for the corridor					
Table Lamps					
Current-conducting coupler					
Interior lights					
Interior lights					
Loading					
Loading					
Order					
Order					
Cooking					
Corks popping					
Clinking (glasses together)					
The fat is burning!					
Enjoy					
Dialog					
Washing up					
Paying					

– With Update 3.55 also up to 32 functions for the MS2



"Rheinpfeil"



39126 Class E 10.12 Electric Locomotive

Prototype: German Federal Railroad (DB) class E 10.12 electric locomotive. Express locomotive with aerodynamic ends ("Bügelalte" / "Pants Crease"), high-performance trucks, and end skirting. Paint scheme in cobalt blue / ivory as motive power for the legendary Rheinpfeil. Road number E 10 1267. The locomotive looks as it did in 1963.

Model: The locomotive has an mfx+ digital decoder and extensive sound functions. It also has controlled high-efficiency propulsion, centrally mounted. 4 axles powered. Traction tires. The triple headlights and dual red marker lights change over with the direction of travel, will work in conventional operation, and can be controlled digitally. The headlights at Locomotive Ends 2 and 1 can be turned off separately in digital operation. When the headlights are off at both ends, the double "A" light


function is on at both ends. The cab lighting can be controlled digitally. Maintenance-free warm white and red LEDs are used for the lighting. The pantographs can be raised and lowered as a digital function. The locomotive has separately applied metal grab irons. Brake hoses, a prototype coupler, and closed end skirting are included. There is a figure of a locomotive engineer in Cab 1. Length over the buffers approximately 18.9 cm / 7-7/16".

One-time series.




© Willi Marotz, Eisenbahnstiftung

mhi
märklin Händler-Initiative



Highlights:

- **“Bügelfalte” / “Pants Crease” for the first time with pantographs that can be raised and lowered digitally and cab lighting.**
- **Cab lighting can be controlled digitally.**
- **mfx+ digital decoder with extensive light and sound functions.**



Digital Functions	CU	MS	MS 2	CS 1	CS 2-3	CS 2-3
Headlight(s)						Conductor's Whistle
Pantograph control						Warning announcement
Electric locomotive op. sounds						Station Announcements
Locomotive whistle						Train radio
Pantograph control						Sound of Relays Clicking
Direct control						
Sound of squealing brakes off						
Engineer's cab lighting						
Headlight(s): Cab2 End						
Whistle for switching maneuver						
Switching maneuver						
Headlight(s): Cab1 End						
Blower motors						
Compressor						
Brake Compressor						
Sanding						

– Ab dem Update 3.55 auch bis zu 32 Funktionen für die MS2

The legendary “Bügelfalte” / “Pants Crease” for the first time with pantographs, which can be raised and lowered digitally and cab lighting.

The two pantographs can be raised up to the catenary at the press of a button

Through the picturesque Rhine Valley with the “Pants Crease”

Locomotive Cab 1 has a locomotive engineer in it



On a Measurement Run



39958 Class 724 Powered Rail Car

Prototype: German Federal Railroad (DB) class 724 (former VT 95.9) railroad maintenance car as an inductive test car. Crimson basic paint scheme. Based at the signal maintenance facility in Wuppertal. Powered rail car road number 724 003-9. The unit looks as it did in the mid-Seventies.

Model: The car has an mfx+ digital decoder and extensive sound functions. It also has controlled high-efficiency propulsion with a flywheel.

2 axles powered. Traction tires. The car has factory-installed interior lighting. The triple headlights and dual red marker lights change over with the direction of travel, will work in conventional operation, and can be controlled digitally. The headlights at both ends can be turned off separately in digital operation. Warm white and red LEDs are used for the lighting. The car has interior details with several figures. There is an additional powered rail car driver in the cab. Length over the buffers 16 cm / 6-5/16".

Highlights:
- "World of Operation" mfx+ digital decoder and a variety of operation and sound functions included.

One-time series.




6 Figures installed at the factory, including a powered rail car driver



Digital Functions	CU	MS	MS 2	CS 1	CS 2-3	CS 2-3
Headlight(s)					Sanding	
Interior lights						
Diesel locomotive op. sounds						
Horn						
Direct control						
Sound of squealing brakes off						
Rear Headlights off						
Conductor's Whistle						
Front Headlights off						
Doors Closing						
Rail Joints						
Letting off Air						
Dialog						
Dialog						
Toilet being flushed						
Replenishing fuel						

- With Update 3.55 also up to 32 functions for the MS2





450560600 Piccolo
Construction Kit (Porsche MK, Jägermeister)

452663500 Edition 1: 87
Set of 3 "Military SAR"



Preproduction Model

452663400 Edition 1: 87
Unimog U406 Road/Rail Vehicle



450290600 Edition 1: 43
Porsche 914/6 "Jägermeister"



Preproduction Model

450044600 Edition 1: 18
Unimog 406



Preproduction Model

450774300 Edition 1: 32
VW Beetle + VW T1 "Fire Department" Flatbed Truck



Preproduction Model

Our Insider Model for 2021

After the steam and diesel locomotives of 2019 and 2020, electric motive power is taking its turn again with a class E 44.5 locomotive. A small, extraordinary class with significant units, which were important in terms of railroad technology and they were successful in use in the Bavarian foothills.



39445 Class E 44.5 Electric Locomotive

Prototype: German Federal Railroad (DB) class E 44.5 electric passenger locomotive. Used mainly on the rail line between Freilassing and Berchtesgaden. Bottle green basic paint scheme. Version from the 2nd production series, with prototypical openings on the side sills. Locomotive road number E 44 507. The locomotive looks as it did around 1960.

Model: The locomotive has an mfx+ digital decoder and extensive sound functions. It also has controlled high-efficiency propulsion with a flywheel, centrally mounted. 2 axles driven in each truck with cardan shafts. Traction tires. Triple headlights and dual red marker lights change over with the direction of travel, will work in conventional operation, and can be controlled digitally. The headlights at Locomotive End 2 and 1 can be turned off respectively and separately in digital operation. When the headlights are off at both ends of the locomotive, then the "Double A Light" function is on at both ends. The cab lighting can be controlled separately in digital operation. Maintenance-free warm white and red LEDs are using for the lighting. Both double-arm pantographs can be raised and lowered as a digital function. The locomotive has separately applied grab irons. The cabs have interior details. The engine room has

interior details in relief. Brake hoses, coupler hooks, and heating lines, which can be mounted on the locomotive, are included separately. Length over the buffers 16.4 cm / 6-1/2".



Exclusively for Insider Club Members.



43144

39445

Highlights:

- Completely new tooling.
- Intricate metal construction with many separately applied details.
- Double-arm pantographs, which can be raised and lowered in digital operation.
- Cab lighting can be controlled in digital operation.
- The part of the roof on the locomotive visible to passengers is prototypically set off in color.
- mfx+ World of Operation decoder and extensive operations and sound functions included.

Prototypical with the specially painted roof edge and the pantographs wired to the main relay

The pantographs on road number E 44 507 are raised and lowered in a refined manner using a servomotor

A convincing model:
The side sills are partially open and the trucks are highly detailed



Digital Functions	CU	MS	MS 2	CS 1	CS 2-3	CS 2-3
Headlight(s)						Rail Joints
Marker light(s)						Letting off Air
Electric locomotive op. sounds						Replenishing fuel
Locomotive whistle						Switching maneuver
Direct control						Conductor's Whistle
Pantograph control						Sanding
Headlight(s): Cab2 End						Surrounding sounds
Pantograph control						Station Announcements
Headlight(s): Cab1 End						Warning announcement
Sound of squealing brakes off						Brake Compressor
Sound of Couplers Engaging						Doors Closing
Whistle for switching maneuver						Operating sounds
Engineer's cab lighting						Grade crossing
Bell						
Engineer's cab lighting						
Blower motors						

– With Update 3.55 also up to 32 functions for the MS2

The electric locomotive, road number E 44 507, as new tooling rich in detail for the first time from Märklin.

TRIX

This model can be found in the Trix H0 assortment under item number 22394 exclusively for Club members.



Additional details and views of our current Insider model can be found in the special brochure.



This model is being produced in a one-time series only for the Märklin Dealer Initiative (MHI). 5 years warranty on all MHI/Exclusiv items and club items (Märklin Insider and Trix Club) starting in 2012. See Page 160 for warranty terms. See Page 159 for an explanation of the symbols and age information.

Car Set for Our Insider Model



43144 Passenger Car Set for the Class E 44.5

Prototype: 5 different design German Federal Railroad (DB) cars, each car in a basic bottle green paint scheme. 2 standard design two-axle compartment cars, 2nd class type Be (Cd-21b) and 1st/2nd class type ABe (BC-21). 2 standard design two-axle "Donnerbüchsen" / "Thunder Box" corridor cars, 1st/2nd class type ABiwe (BCi-28) and 2nd class, type Bie (Ci-28). 1 type Pw4üe (Pw4ü-30) four-axle baggage car. Assigned to the Freilassing Station. The cars look as they did around 1960.

Model: All of the cars have factory-installed LED interior lighting and current-conducting close couplers. The baggage car has built-in marker lights. The entire car consist is supplied with current using the pickup shoe on the baggage car. The passenger cars have approximately 30 miniature figures from the firm Preiser in them. Total length over the buffers approximately 89 cm / 35".

Highlights:

- **Factory-installed LED interior lighting.**
- **Baggage car includes built-in marker lights and a pickup shoe for supplying current.**
- **Current-conducting couplers.**
- **Passenger cars have approximately 30 miniature figures as passengers in them.**



Through the Alpine foothills idyllically with the window open



Exclusively for Insider Club Members.



All of the cars have built-in interior lighting and current supplied using the baggage car




43144

39445



All four passenger cars include figures installed in the compartments or in the corridors



Baggage car includes built-in marker lights and a pickup shoe for supplying current



TRIX

This passenger car set can be found in the Trix H0 assortment under item number 23458 exclusively for Club members.





"Harbor Logistics" Theme World



29342 "Harbor Logistics" Starter Set

Prototype: Freight train consisting of an electric locomotive, a container transport car loaded with two 20-foot containers and an auto transport car loaded with two autos.

Model: The locomotive has a battery drive and a magnetic coupler on the back. The motor, rechargeable battery and all of the electronics are not accessible to children. The locomotive can be recharged with the charging cable included with the set. The locomotive has 3 speed levels in forward and reverse as well as 3 sound functions and dual headlights. These can all be controlled using the infrared locomotive controller designed for children. The container transport car and auto transport car have magnetic couplers. The sturdy containers are designed for children and they can be opened and loaded. A permanent piece of metal in the containers allows magnetic loading, using the 72223 harbor crane and freight ship. The auto transport car has a hinged loading ramp at one end of the car. Two autos are included as a load.

Train length 55 cm / 21-5/8".

Contents: 14 sections of curved plastic track, 12 sections of straight plastic track, 1 left turnout, 1 right turnout, and a handy wireless infrared Märklin Power Control Stick. A USB charging cable and 2 each AAA batteries are included. In addition, a sheet of stickers is included with different railroad companies and stickers for the theme of harbor logistics for putting on the locomotive. This set can be expanded with the plastic track from the Märklin my world assortment.

A harbor crane and freight ship are available under item number 72223 to go with the theme world of harbor logistics. Ideal expansion is with the 44110 auto transport car.



Highlights:

- Operation easy as child's play thanks to the Märklin Power Control Stick.
- Fast recharging with the rechargeable battery and the USB charging cable.
- 3-part train with a length approximately 55 cm / 21-5/8".
- Modern electric locomotive with different sounds and lights.
- Sheet of stickers with different labels for the locomotive.
- Containers for loading.
- Auto transport car with a hinged loading ramp.
- Autos for additional play options.



"Harbor Logistics" Theme World



72223 Freight Ship and Harbor Crane

Freight ship and harbor station with a crane with many other play functions, as a kit for children.

The freight ship and harbor station include many different play functions – the highlight is the harbor crane for loading various types of freight. On the freight ship, there are many functions to discover: hinged loading ramps and a movable ship's deck for various loading and unloading options, a winch, a water hose, a destination display that can be rotated on the ship's bridge, and a helicopter pad on the topmost deck. You can playfully reach the interior of the freight ship using the movable ship's deck. The freight ship will float and it can thus be used for playing in the bath. The small rescue boats consist of a flexible material allowing you to spray water with the rescue boats.

The harbor crane is ideal for loading containers and vehicles. The crane has a magnet hook and it also has a loading ramp. Using a guide rail for the crane, you can reach a large loading radius for many possible loading actions. Operating functions for the crane: hinged and extendable crane arm, can be rotated 360° and the crane hook can be raised and lowered

with a hand crank. Underneath the crane is a road as access for vehicles. The road connections are compatible with the Majorette Creatix road system. The harbor station includes a docking location for the loading ramp of the freight ship. The harbor wall has windows that can be turned. Included is a truck with a container trailer. The many functions provide a lot of fun for creative playing with the theme of harbor logistics. The freight ship and harbor crane are a rugged kit suitable for children aged 3 and above. A sheet of stickers and instructions for setup are included. This set comes in individual pieces.

The freight ship and harbor station with a crane are the ideal add-on for the 29342 "Harbor Logistics" starter set.



Highlights:


- Freight ship includes many loading options.
- Freight ship will float, such as for playing in the bathtub, plus two small rescue boats for spraying water.
- Harbor station includes a crane as a central play element.
- Truck with a container trailer included.
- Maximum play fun from a plug-together kit made for children and including a variety of play options.

- A multifaceted world of play arises together with the "Harbor Logistics" starter set, which will thrill children.
- Imaginative playing with many play options built into the freight ship and harbor station.
- Harbor station is compatible with the Majorette Creatix road system – providing many additional play options.

Fully compatible with



thus many additional
play options





Highlights:

- Operation easy as child's play thanks to the Märklin Power Control Stick.
- 5-part train with a length approximately 63 cm / 24-3/4".
- Different sounds and lights included.
- Childproof magnetic couplers.
- Very realistic train design.
- Rugged and battery-driven.



29430 "ICE 3" Starter Set

Prototype: A high-speed train based on an ICE 3.

Model: The train has a battery drive and magnetic couplers between the individual cars. It also has a permanently coupled unit consisting of a powered end car and a passenger car with a built-in battery pack. The train has 3 speed levels in forward and reverse, 3 sound functions, and dual headlights.

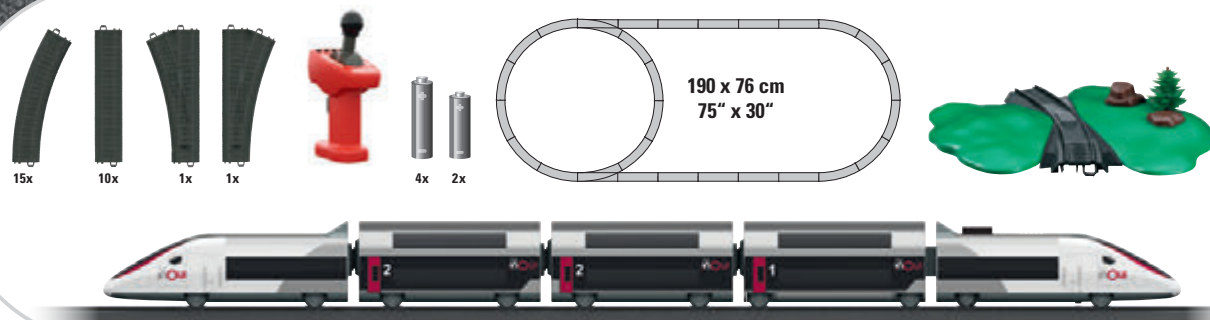
Train length 63 cm / 24-3/4".

Contents: 15 sections of curved plastic track, 10 sections of straight plastic track, 1 left turnout, 1 right turnout, and a handy wireless Märklin Power Control Stick. A rerailer and 4 each AA and 2 each AAA batteries are included. This set can be expanded with the plastic track from the Märklin my world assortment.

Rugged, sturdy plastic track is included in this set for fun right from the start.

More track, more fun!

If you would like to run on even more and different routes, you can expand this starter set the way you want with the plastic track from the Märklin my world assortment.



29406 “TGV Duplex” Starter Set

Prototype: A high-speed train based on a TGV Duplex.

Model: The train has a battery drive and magnetic couplers between the individual cars. It also has a permanently coupled unit consisting of a powered end car and a bi-level car with a built-in battery pack. The train has 3 speed levels in forward and reverse, 3 sound functions, and dual headlights. Stickers are included for different TGV train designs. Train length 63 cm / 24-3/4”.

Contents: 15 sections of curved plastic track, 10 sections of straight plastic track, 1 left turnout, 1 right turnout, and a handy wireless Märklin Power Control Stick. A rerailer and 4 each AA and 2 each AAA batteries are included. This set can be expanded with the plastic track from the Märklin my world assortment.

Rugged, sturdy plastic track is included in this set for fun right from the start.

SNCF and TGV are registered trademarks of SNCF. TGV® is the property of SNCF. All rights reserved regarding reproduction.

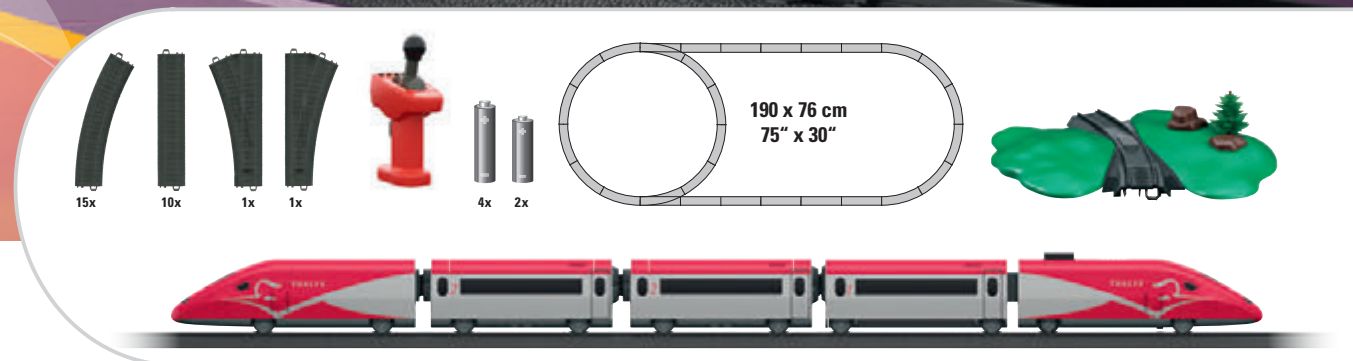
Highlights:

- Operation easy as child’s play thanks to the Märklin Power Control Stick.
- 5-part train with a length approximately 63 cm / 24-3/4”.
- Different sounds and lights included.
- Childproof magnetic couplers.
- Very realistic train design.
- Rugged and battery-driven.
- Stickers for different train designs.



Highlights:

- Operation easy as child's play thanks to the Märklin Power Control Stick.
- 5-part train with a length approximately 63 cm / 24-3/4".
- Different sounds and lights included.
- Childproof magnetic couplers.
- Very realistic train design.
- Rugged and battery-driven.



29338 "Thalys" Starter Set

Prototype: A high-speed train based on a Thalys.

Model: The train has a battery drive and magnetic couplers between the individual cars. It also has a permanently coupled unit consisting of a powered end car and a passenger car with a built-in battery pack. The train has 3 speed levels in forward and reverse, 3 sound functions, and dual headlights. Stickers are included for different TGV train designs. Train length 63 cm / 24-3/4".

Contents: 15 sections of curved plastic track, 10 sections of straight plastic track, 1 left turnout, 1 right turnout, and a handy wireless Märklin Power Control Stick. A rerailer and 4 each AA and 2 each AAA batteries are included. This set can be expanded with the plastic track from the Märklin my world assortment.

Rugged, sturdy plastic track is included in this set for fun right from the start.

More track, more fun!

If you would like to run on even more and different routes, you can expand this starter set the way you want with the plastic track from the Märklin my world assortment.



Erkunde mit mir die Welt
auf 6 x 28 spannenden
seiten clubmagazin!



FÜR 6-12
JAHRE



märklin
STARTUP CLUB

**JETZT ONLINE
REGISTRIEREN**



www.maerklinfanclub.de/anmelden

6 CLUBMAGAZINE

IM JAHR MIT COOLEN BERICHTEN,
PRODUKTVORSTELLUNGEN, BAU-
ANLEITUNGEN, GEWINNSPIELEN...



CLUBWEBSITE

MIT MITGLIEDERBEREICH...



CLUBKARTE

FÜR VIELE RABATTE...



Auto Transport Train Starter Set



29952 Auto Transport Train Starter Set

Prototype: Henschel DHG 500 design diesel locomotive and two bi-level auto transport cars loaded with Porsche autos.

Model: The locomotive has a light function and a digital decoder. It can be controlled digitally. 1 axle powered. Traction tires for optimal pulling power. The locomotive has triple headlights that change over with the direction of travel and a warning light on the cab roof. The locomotive has coupler hooks for easy coupling to cars. The two-axle auto transport cars have a bi-level superstructure for transporting two autos. The upper platform can be tipped for loading autos. Two Porsche 911 GT3 RS and two Porsche 934 autos are included as loads. The cars have Relex couplers for fast and easy coupling. Train length 36 cm / 14-3/16". A loading ramp is included for loading autos from the street to the auto transport cars on the track and vice versa.


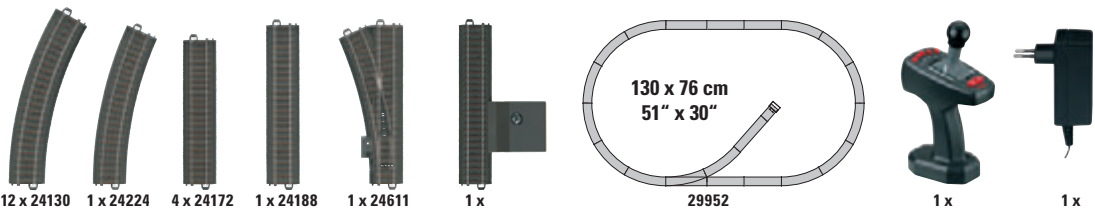
Contents: 12 sections of 24130 curved track, 1 section of 24188 straight track, 1 Base Station, 4 sections of 24172 straight track, 1 section of 24224 curved track, 1 each 24611 left turnout, and a loading ramp. A switched mode power pack is included. Also included is an ergonomic Power Control Stick for controlling up to 4 locomotives as well as 5 functions. This set can be expanded with the C Track extension sets and the entire C Track assortment. The 74492 electric mechanism can be installed in the turnout.

Highlights:

- Rugged auto transport train – ideally suited for children aged 6 and above.
- The locomotive has a light function. The locomotive can be controlled digitally.
- Bi-level auto transport cars for freight transport of autos.
- Four great Porsche autos included.
- Loading ramp included for loading autos from the street to the train on the track and vice versa.
- Ergonomic Power Control Stick for controlling up to 4 locomotives as well as 5 functions.
- Easy-to-set-up C Track layout.

The 44952 auto transport car is ideal to add to this set.

Digital Functions	CU	MS	MS 2	CS 1	CS 2-3
Headlight(s)					
Flashing Warning Light					
Direct control					





44952 Auto Transport Car

Prototype: Auto transport car for transporting autos as freight.

Model: This is a two-axle auto transport car with a bi-level superstructure for transporting two autos. The upper platform can be lowered at one end to load autos. The car has RELEX couplers for fast and easy coupling. Car length 12 cm / 4-3/4". DC wheelset E700580 available separately.

Highlights:

- Bi-level auto transport car for transporting two autos as freight.





Superhelden



36656 Super Heroes Diesel Locomotive

Class 285 diesel locomotive from the TRAXX type program.

Model: The model is a class 285 diesel locomotive in a great design with different super heroes. The locomotive is constructed of metal with many built-in details. It can be controlled in digital operation and includes light and sound functions. The triple headlights change over with the direction of travel and will work in conventional operation. Warm white LEDs are used for lighting. Two sound functions independent of the locomotive's speed are included to go with the super hero characters. The locomotive has a digital decoder. One powered axle has traction tires for optimal pulling power. Length over the buffers 22 cm / 8-5/8".



© & ™ DC Comics. WB SHIELD: © & ™ WBEL (s21)

WHOOOSH

BRAVE

Highlights:

- Diesel locomotive in a unique design with different super heroes.
- Locomotive constructed of metal, can be controlled digitally, and includes light and sound functions.
- Warm white LEDs for lighting.



Exemplary presentation/subject to approval by licensor.



N | o

44825 Superman Boxcar

Model: This is a freight car in a great design for the super hero Superman. A lighted car lantern and a pickup shoe for current pickup are included. The car has RELEX couplers for fast and easy coupling. Car length 12 cm / 4-3/4". A Superman toy figure made of metal is included. Size of the toy figure 4 cm / 1-9/16".



Exemplary presentation.



Highlights:

- Car in a unique design for the super hero Superman.
- Lighted car lantern.
- Toy figure of Superman included.

Exemplary presentation/
subject to approval by
licensor.





44826 Batman Freight Car

Model: This is a freight car in a great design for the super hero Batman. The car has a car insert in a Batman design with a glowing Bat signal. The car has RELEX couplers for fast and easy coupling. Car length 12 cm / 4-3/4". A Batman toy figure made of metal is included. Size of the toy figure 4 cm / 1-9/16".



Exemplary presentation.

Highlights:

- Car in a unique design for the super hero Batman.
- Glowing Bat signal.
- Toy figure of Batman included.



Exemplary presentation/
subject to approval by
licensor.

ATTENTION



BATMAN and all related characters and elements © & ™ DC Comics.
WB SHIELD © & ™ WB (1921)



44827 Aqua Man Tank Car

Model: This is a tank car in a great design for the super hero Aqua Man. The tank is in an ocean blue with a glitter effect, goes with the underwater ocean world of Aqua Man. The car has RELEX couplers for fast and easy coupling. Car length 12 cm / 4-3/4". An Aqua Man toy figure made of metal is included. Size of the toy figure 4 cm / 1-9/16". DC wheelset E700580 available separately.

Highlights:

- Car in a unique design for the super hero Aqua Man.
- Tank in an ocean blue with a glitter effect.
- Toy figure of Aqua Man included.



Exemplary presentation/
subject to approval by
licensor.



Exemplary presentation.



AQUAMAN and all related characters and elements © & ™ DC Comics.
WB SHIELD © & ™ WB (1921)



Druck 120
Dr. Druck 120
Dr. Druck 120
Dr. Druck 120
Dr. Druck 120



Locomotive Legends at Full Speed!

If we look back at six eras of railroad history, we keep seeing this one locomotive, which set new milestones in railroad history with its fascinating design or unexpected performance while leaving behind the intended expectations for tender lengths.

Märklin is devoted to these legends in the new items for 2021! Whether it's the steaming powerhouses of Era III or those, which created pure motive power out of electricity and thereby conquered even the most difficult grades and still scale them today.

Two locomotive giants are going off at full speed under immense amounts of steam. Realized with a wealth of detail, an express train legend, the class 01, and the gigantic powerhouse, the class 043, are taking us into the time when the "iron horse" still dominated the country.

The mighty class 194 is taking us into the Eighties and thereby into Era IV, which occasionally could use just a small shovel of sand under the wheels when starting. This powerhouse will thrill you as an intricate and richly detailed piece of new tooling.

The 50th anniversary of the InterCity is with us right now, and we are making it fittingly unforgettable with a real one-of-a-kind as a surprise. Followed closely a real high-speed sprinter, the TGV Duplex, which is bringing its entire length of over 2 meters / 78 inches to H0 track.

In addition to these models, many other surprises and new pieces of tooling are waiting to be discovered by you such as the completely digitally operating ballast Unimat design tamping machine.

We hope you have a lot of fun browsing through the new items brochure for 2021.

Your Märklin Team

Center Entry Cars

These German Federal Railroad (DB) cars for so-called lightweight express trains (LS) are colloquially also known as "MittleEinstiegswagen" / "Center Entry Cars". Version with small marker lights mounted high on the ends of the car and sliding windows on the entries at the ends of the car. Bottle green paint scheme.



43126 Passenger Car, 1st/2nd Class

Prototype: German Federal Railroad (DB) passenger car, 1st/2nd class. Type AB4ym(b)-51.

TRIX

This model can be found in the Trix H0 assortment under item number 23126.



43166 Passenger Car, 2nd Class

Prototype: German Federal Railroad (DB) passenger car, 2nd class. Type B4ym(b)-51.

TRIX

This model can be found in the Trix H0 assortment under item number 23166.



43336 Cab Control Car

Prototype: Cab control car, 2nd class. Type BPw4ymgf-54 with a baggage area without a side corridor.

Model: The car has an mfx digital decoder. It also has triple headlights and dual red marker lights that will work in conventional operation and can be controlled digitally. The cab lighting can be controlled digitally. The current conducting coupler can be controlled digitally. The end of the car without a cab has red transparent marker light inserts. The car has a truck at the cab end with track clearance devices, a train safety (Sifa) relay box, an inductive magnet, and a D 62 generator.

Highlights:

- mfx digital decoder included.
- Headlights / marker lights can be controlled digitally.
- Factory-installed LED interior lighting, can be controlled digitally.
- Cab lighting can be controlled digitally.
- Operating current conducting couplers, can be controlled digitally.
- Interior lighting for the car consist can be controlled digitally using a decoder in the cab control car.

Digital Functions	CU	MS	MS 2	CS 1	CS 2-3
Headlight(s)					
Current-conducting coupler					
Interior lights					
Engineer's cab lighting					

TRIX

This model can be found in the Trix H0 assortment under item number 23176.





39787 Class 78 Steam Locomotive

Prototype: German Federal Railroad (DB) class 78 (former Prussian class T18) steam tank locomotive. Version with three boiler domes (D-D-S), and a rectangular sand dome. Riveted water tanks, cab roof with a rectangular top part, triple headlights with DB Reflex glass lamps. Road number 78 507. Based in Essen. The locomotive looks as it did around 1965.

Model: The locomotive has an mfx+ digital decoder and extensive sound functions. It has controlled high-efficiency propulsion with a flywheel, mounted in the boiler. 3 axles powered. Traction tires. The locomotive is constructed mostly of metal. A 72270 smoke generator can be installed in the locomotive. The triple headlights change over with the direction of travel. They and the smoke generator contact will work in conventional operation and can be controlled digitally. Dual red marker lights can be controlled separately in digital operation. The cab lighting can also be controlled in digital operation. Maintenance-free warm white and red

LEDs are used for the lighting. The locomotive has numerous separately applied metal grab irons and piping. The minimum radius for operation is 360 mm / 14-3/16". Protective piston rod sleeves and brake hoses are included. Length over the buffers approximately 17 cm / 6-11/16".

Highlights:

- **Especially intricate metal construction.**
- **Many separately applied details.**
- **Cab lighting can be controlled digitally.**
- **Marker lights can be controlled separately in digital operation.**
- **A 72270 smoke generator can be installed.**
- **mfx+ digital decoder and a variety of operation and sound functions included.**

Digital Functions	CU	MS	MS 2	CST	CS2-3
Headlight(s)					
Smoke generator contact					
Steam locomotive op. sounds					
Locomotive whistle					
Direct control					
Engineer's cab lighting					
Front Headlights off					
Bell					
Marker light(s)					
Sound of squealing brakes off					
Sound of coal being shoveled					
Conductor's Whistle					
Letting off Steam					
Switching maneuver					
Whistle for switching maneuver					
Air Pump					
Water Pump					
Injectors					
Sanding					
Safety Valve					
Tipping grate					
Generator Sounds					
Replenishing fuel					
Replenishing fuel					
Replenishing fuel					

– With Update 3.55 also up to 32 functions for the MS2

TRIX

This model can be found in the Trix H0 assortment under item number 22877.



43336

43166

43126

39787

Four-Axle Rebuild Cars



41310 Passenger Car

Prototype: German Federal Railroad (DB) 4-axle passenger car.

Type AB4yge "Rebuild Car", 1st/2nd class.

Version around 1959 in "Bottle Green".

Model: "Rebuild Car", 1st/2nd class, with Minden-Deutz design trucks.

A set of decals with different train routes is included.

Length over the buffers 22.4 cm / 8-13/16".



41320 Passenger Car

Prototype: German Federal Railroad (DB) 4-axle passenger car. Type

B4yge "Rebuild Car", 2nd class. Version around 1959 in "Bottle Green".

Model: "Rebuild Car", 2nd class, with American design trucks ("Swan

Neck trucks"). A set of decals with different train routes is included.

Length over the buffers 22.4 cm / 8-13/16".



41330 Passenger Car

Prototype: German Federal Railroad (DB) 4-axle passenger car. Type

BD4yge "Rebuild Car", 2nd class with a baggage area. Version around

1959 in "Bottle Green".

Model: "Rebuild Car", 2nd class with a baggage area, with Prussian

design trucks. A set of decals with different train routes is included.

Length over the buffers 22.4 cm / 8-13/16".

Reissue with new car numbers

Current-conducting couplers,
pickup shoes, and interior lighting
can be installed on all of the cars



TRIX

Very easily converted to DC using a wheelset exchange.
DC wheelset E700580



39004 Class 01 Steam Locomotive

Prototype: German Federal Railroad (DB) class 01 express steam locomotive with a type 2'2'T34 coal tender and Witte smoke deflectors. Road number 01 105. The locomotive looks as it did around 1965.

Model: The locomotive has an mfx+ digital decoder and extensive sound functions. It also has controlled high-efficiency propulsion with a flywheel, mounted in the boiler. 3 axles powered. Traction tires. The locomotive and tender are constructed mostly of metal. A 7226 smoke unit can be installed in the locomotive. The triple headlights change over with the direction of travel. They and the smoke unit that can be installed will work in conventional operation and can be controlled digitally. The locomotive has firebox flickering that can also be controlled digitally. Maintenance-free warm white LEDs are used for the lighting. There is a permanent close coupling with a guide mechanism between the locomotive and tender. The rear of the tender has a guide mechanism and a close coupler with an NEM pocket. Protective piston rod sleeves and brake hoses are included. Length over the buffers 27.5 cm / 10-13/16".

Highlights:

- **Firebox flickering can be controlled digitally.**
- **mfx+ World of Operation digital decoder and extensive operation and sound functions included.**
- **Another Märklin classic.**

Digital Functions	CU	MS	MS 2	CS 1	CS 2-3	CS 2-3
Headlight(s)						Replenishing fuel
Smoke generator						Replenishing fuel
Steam locomotive op. sounds						Sanding
Locomotive whistle						"Switcher Double "A" Light"
Direct control						Switching maneuver
Sound of squealing brakes off						Generator Sounds
Coal being shoveled and firebox flickering						Light Function
Flickering Light in Fire Box						Rail Joints
Air Pump						Safety Valve
Letting off Steam						Sound of Couplers Engaging
Sound of coal being shoveled						Coupler sounds
Tipping grate						Conductor's Whistle
Water Pump						
Injectors						
Whistle for switching maneuver						
Replenishing fuel						

– With Update 3.55 also up to 32 functions for the MS2

New in the Classics Assortment



Right across the Country



37518 Class 56 Steam Locomotive

Prototype: German Federal Railroad (DB) class 56.2-8 steam freight locomotive. Rebuilt Prussian G 8.1 with a pilot truck. German State Railroad lanterns on the locomotive and tender, without a bell. Type 3T 16,5 coal tender. Road number 56 814. The locomotive looks as it did starting in 1950 at the Nördlingen maintenance facility.

Model: The locomotive has an mfx+ digital decoder and extensive sound functions. It also has controlled high-efficiency propulsion with a flywheel, mounted in the boiler. 4 axles powered. Traction tires. The locomotive and tender are constructed mostly of metal. A 72270 smoke unit can be installed in the locomotive. The dual headlights change over with the direction of travel. They and the built-in smoke unit will work in conventional operation and can be controlled digitally. Warm white LEDs are used for the lighting. There is a permanent close coupling with a guide mechanism between the locomotive and tender. The rear of the tender and the front of the locomotive have a close coupler with an NEM pocket. The locomotive has many separately applied details such as piping and sand pipes. Protective piston rod sleeves, brake lines, and imitation prototype couplers are included. Length over the buffers 21.1 cm / 8-5/16".

- Highlights:**
- Newly developed smokebox door.
 - mfx+ digital decoder and extensive operational and sound functions included.



Digital Functions	CU	MS	MS2	CS1	CS2-3	CS2-3
Headlight(s)						Replenishing fuel
Smoke generator						Sanding
Steam locomotive op. sounds						"Switcher Double "A" Light"
Locomotive whistle						Switching maneuver
Direct control						Generator Sounds
Sound of squealing brakes off						Light Function
Whistle for switching maneuver						Rail Joints
Coupler sounds						
Sound of coal being shoveled						
Letting off Steam						
Air Pump						
Water Pump						
Injectors						
Tipping grate						
Replenishing fuel						
Replenishing fuel						

– With Update 3.55 also up to 32 functions for the MS2

In regularly scheduled use all over Germany, whether it was branch lines or main lines, whether it was freight or passenger trains

New tooling for the smokebox door



In the Thirties, many class G 8.1 locomotives were converted to the class 56.2-8. The most striking feature of this conversion was the addition of a pilot truck. Moving the cab and the boiler also resulted in a completely new side view of the locomotive. These conversion measures allowed the permissible maximum speed to be increased by 15 km/h / 9 mph to 70 km/h / 44 mph. This meant that these locomotives were also suitable for passenger train service. Approximately 370 locomotives of this type were taken over by the German Federal Railroad. In 1967, the last locomotive of this class was retired on the DB.



“Langer Heinrich” / “Long Henry” Oil Jumbo



39884 Class 043 Steam Locomotive

Prototype: German Federal Railroad (DB) class 043 heavy freight locomotive, with a type 2'2'T34 standard design oil tender. Black/red basic paint scheme. Cab with two side windows, with standard version Witte smoke deflectors, pilot truck wheelset with spoked wheels, without smokebox door central locking, with inductive magnets on both sides. Road number 043 087-6. The locomotive looks as it did around 1971.

Model: The locomotive has an mfx+ digital decoder and extensive sound functions. It also has controlled high-efficiency propulsion with a flywheel, mounted in the boiler. 5 axles powered. Traction tires. The locomotive and oil tender are constructed mostly of metal. The 7226 smoke generator

can be installed in the locomotive. The triple headlights and the smoke generator, which can be installed in the locomotive, will work in conventional operation and can be controlled digitally. The cab lighting can also be controlled digitally. Maintenance-free, warm white LEDs are used for the lighting. There is a close coupling between the locomotive and tender. There is an NEM coupler pocket with a guide mechanism and a close coupler on the back of the tender and the front of the locomotive. The minimum radius for operation is 360 mm / 14-3/16". Piston rod protection tubes, brake hoses, and imitation prototype couplers are included. Length over the buffers 26 cm / 10-1/4".



See Page 159 for an explanation of the symbols and age information.

Highlights:

- Especially intricate metal construction.
- Partially open bar frame and a mostly open view between the running gear and the boiler.
- High-efficiency propulsion with a flywheel, mounted in the boiler.
- Ideal steam freight locomotive for unit trains with the “Erz III d” hopper cars.




Digital Functions	CU	MS	MS 2	CS 1	CS 2-3	CS 2-3
Headlight(s)						Sanding
Smoke generator contact						"Switcher Double "A" Light"
Steam locomotive op. sounds						Switching maneuver
Locomotive whistle						Generator Sounds
Direct control						Operating Sounds 2
Sound of squealing brakes off						Rail Joints
Engineer's cab lighting						Safety Valve
Whistle for switching maneuver						Sound of Couplers Engaging
Air Pump						
Letting off Steam						
Operating Sounds 1						
Water Pump						
Injectors						
Replenishing fuel						
Replenishing fuel						
Replenishing fuel						

– With Update 3.55 also up to 32 functions for the MS2

TRIX
This model can be found in the Trix H0 assortment under item number 22986.

The front of the class 043 is also realized prototypically with an abundance of details

The Erz III d cars to go with this locomotive can be found under item number 46213 on page 46.



46213

39884

It was an impressive sight when two class 44 Öl (starting in 1968: 043) heavy freight steam locomotives were double-headed to pull the ore trains “Langer Heinrich” / “Long Henry” with up to 4,000 metric tons load up to 80 km/h / 50 mph from Emden in the direction of the Ruhr Area or Saarland. This use of these oil-fired units was the high point for many years of heavy freight service on the DB and can now be reproduced on a model railroad. Starting in 1955, the DB had 32 class 44 locomotives equipped with oil firing, which allowed an increase in performance of around 190 horsepower. By the end of steam motive power on the DB in October of 1977, the last class 043 units were in use at Rheine and Emden.





From Iron Ore to Steel



46213 Erz III d Hopper Car Set

Prototype: Twelve German Federal Railroad (DB) type Fad 155 (former 00tz 41) "Erz III d" four-axle hopper cars. Version with a high upper hopper, two unloading hatches per side, and end brakeman's platforms. Used to transport iron ore. Standard design welded pressed sheet metal trucks, with girders welded in place as reinforcement. The cars look as they did at the end of the Sixties.

Model: The hopper cars have detailed construction with different car numbers. All of the cars have brakeman's platforms and a set wheel at the end. The hopper cars have load inserts and are loaded with real scale-sized iron ore. All of the cars are individually packaged and there is a master package. Length over the buffers per car 11.5 cm / 4-1/2". DC wheelset per car E700580.

Highlights:

- Loaded with real iron ore.
- Many different car numbers.
- Ideal for unit trains.

TRIX

An Erz III d hopper car set with 6 more car numbers can be found in the Trix H0 assortment under item number 24150 along with information about the required AC wheelsets.



| 46213

| 39884 |



The German Crocodile



39990 Class 194 Electric Locomotive

Prototype: German Federal Railroad (DB) class 194 heavy freight electric locomotive. Chrome oxide green basic paint scheme. Locomotive road number 194 050-1. The locomotive looks as it did around 1982.

Model: The locomotive has an mfx+ digital decoder and extensive sound functions. It has controlled high efficiency propulsion with a flywheel, centrally mounted. Both outer driving wheels in each truck powered using cardan shafts. Traction tires. The locomotive has an articulated frame to allow it to negotiate curves better. The triple headlights and dual red marker lights change over with the direction of travel, will work in conventional operation, and can be controlled digitally. The headlights at Locomotive Ends 2 and 1 can be turned off separately in digital operation.

When the headlights are turned off at both ends, the double "A" light function is on. The cab lighting can be controlled separately in each case. An approach light changes over with the direction of travel and can be controlled digitally. Maintenance-free warm white and red LEDs are used for the lighting. The locomotive has separately applied grab irons. The cabs and engine room have interior details in relief. Brake hoses and imitation prototype couplers are included and can be mounted on the locomotive. Length over the buffers 21.4 cm / 8-7/16".



© Frank Lüdecke, Eisenbahnstiftung

Completely new tooling




Highlights:

- Completely new tooling.
- Especially intricate metal construction.
- Many separately applied details.
- Approach light can be controlled digitally.
- Cab lighting can be controlled digitally.
- "World of Operation" mfx+ digital decoder and extensive operation and sound functions included.

Prototypical and a wealth of detail for the conductors on the entire roof

One detail to look at more closely:
The UIC cable moves on every curve!

The power truck frames and the approach lamps are executed with precision



Digital Functions	CU	MS	MS 2	CS 1	CS 2-3	CS 2-3
Headlight(s)						Brake Compressor
Engineer's cab lighting						Letting off Air
Electric locomotive op. sounds						Sanding
Locomotive whistle						Conductor's Whistle
Engineer's cab lighting						Station Announcements
Special light function						Doors Closing
Headlight(s): Cab2 End						Compressor
Whistle for switching maneuver						Squeaking sounds from wheels
Headlight(s): Cab1 End						Station Announcements
Direct control						Station Announcements
Sound of squealing brakes off						Blower motors
Blower motors						Operating Sounds 1
Blower motors						Switching maneuver
Sound of Couplers Engaging						
Warning announcement						
Pantograph Sounds						

– With Update 3.55 also up to 32 functions for the MS2

The German Crocodile – a Classic
for the German Federal Railroad (DB)
and Märklin.

TRIX

This model can be found in the Trix H0 assortment
under item number 25990.



47370

39990

Mixed Freight Train



47370 Freight Car Set for the Class 194

Prototype: 5 different type German Federal Railroad (DB) freight cars.

1 two-axle type Lgjs container transport car with a 40-foot box container.

1 two-axle type Kbs stake car with a freight load.

1 two-axle refrigerator car painted and lettered for the brewery Paulaner Brauerei, Munich,

Germany. 1 four-axle gas tank car.

1 two-axle type Tbis sliding roof / sliding wall car. The cars look as they did at the beginning of the Eighties.


Model: The container transport car has reproductions of high-performance buffers and separately applied grab irons. The container is removable. Stakes that can be installed on the car are included with the stake car. The sliding roof / sliding wall car has separately applied platforms at the ends. All of the cars are individually packaged and there is a master package.

Total length over the buffers approximately 80.7 cm / 31-3/4".

DC wheelset E700580.

Highlights:

➤ Cars to go with the new tooling for the class 194.



4661

47370

39990



Single-Motor General-Purpose Locomotive



36083 Class 280 Diesel Locomotive

Prototype: German Federal Railroad (DB) class 280 diesel locomotive with diesel hydraulic drive and universal joint drive shaft power transmission. The locomotive looks as it did at the beginning of the Seventies.

Model: The locomotive has an mfx+ digital decoder and extensive sound functions. It also has a special motor with a flywheel. 4 axles powered. Traction tires. The triple headlights and dual red marker lights change over with the direction of travel, will work in conventional operation, and can be controlled digitally. The headlights at Locomotive End 2 and 1 can be turned on/off separately in digital operation. When the headlights are off at both ends of the locomotive, the double "A" light is on at both ends. Maintenance-free warm white and red LEDs are used for the lighting. The locomotive has new Telex couplers front and rear that can be controlled separately and digitally. The locomotive has a representation of the cab interior. Length over the buffers 14.7 cm / 5-3/4".

- Highlights:**
- **mfx+ digital decoder.**
 - **Extensive sound functions.**
 - **Triple headlights and dual red marker lights.**
 - **Double "A" light can be turned on/off.**
 - **Coupler maneuver function.**
 - **Locomotive constructed of metal.**

Digital Functions	CU	MS	MS 2	CS 1	CS 2-3	CS 2-3
Headlight(s)						Replenishing fuel
Telex coupler on the rear						Sound of Couplers Engaging
Diesel locomotive op. sounds						Coupler sounds
Horn						Coupler procedure for uncoupling
Telex coupler on the front						"Switcher Double "A" Light"
Direct control						
Rear Headlights off						
Coupler procedure for uncoupling						
Front Headlights off						
Sound of squealing brakes off						
Conductor's Whistle						
Blower motors						
Brake Compressor						
Horn						
Letting off Air						
Replenishing fuel						

– With Update 3.55 also up to 32 functions for the MS2

New Telex coupler front and rear included







43862 Passenger Car, 1st Class

Prototype: German Federal Railroad (DB) type Avümz 111 compartment car, 1st class. Version with steeply pitched ends to the roofs. The car looks as it did in 1973.

Model: The car has type Minden-Deutz heavy trucks with disk brakes and magnetic rail brakes. It also has an underbody and skirting specific to

the car type. The 7319 current-conducting couplings or the 72020/72021 current-conducting close couplers, the 73400 lighting kits (2 per car), the 73406 pickup shoe, and the 73407 marker light kit can be installed in the car. A set of car routing signs and sequence numbers for the IC Gambrinus is included. The minimum radius for operation is 360 mm / 14-3/16". Length over the buffers 28.2 cm / 11-1/8". DC wheelset E700580.



Version with steeply pitched ends to the roofs



43863 Passenger Car, 1st Class

Prototype: German Federal Railroad (DB) type Avümz 111 compartment car, 1st class. Version with steeply pitched ends to the roofs. The car looks as it did in 1973.

Model: All additional information can be found in the model text for 43862.



43845

43864

43894

43862

43863

39150



43864 Passenger Car, 1st Class

Prototype: German Federal Railroad (DB) type Apümz 121 open seating car, 1st class. Version with steeply pitched ends to the roofs. The car looks as it did in 1973.

Model: All additional information can be found in the model text for 43862.



43845 Passenger Car, 1st Class

Prototype: German Federal Railroad (DB) type Avümz 111 compartment car, 1st class. Version with steeply pitched ends to the roofs. The car looks as it did in 1973.

Model: All additional information can be found in the model text for 43862.



43894 Type WRümz 135 Dining Car

Prototype: German Federal Railroad (DB) type WRümz 135 dining car. Crimson/ivory paint scheme. With steeply pitched ends to the roofs, single-arm pantograph, and small roof transformer. The car looks as it did in the winter of 1973.

Model: All additional information can be found in the model text for 43862.



See Page 159 for an explanation of the symbols and age information.

Freight Service in the Eighties



46908 Type Eaos 106 High-Side Gondola

Prototype: German Federal Railroad (DB) type Eaos 106 high-side gondola. Reddish brown paint scheme. With rectangular buffers, without locking brakes and without a brakeman's platform. The car looks as it did around 1987.

Model: The car has type Y 25 welded trucks. Length over the buffers 16.1 cm / 6-3/8". DC wheelset E700580.



4661 Silo Container Car

Prototype: German Federal Railroad (DB) type Ucs 908 Silo Container Car.

Model: The car has metal ladders and a brakeman's platform. Length over the buffers 10.0 cm / 4". DC wheel set E700580.

Reissue with a new car number





"Iron Pig"



39991 Class 254 Electric Locomotive

Prototype: German State Railroad (DR/GDR) class 254 heavy freight electric locomotive. Bottle green basic paint scheme with a black frame and red trucks. Locomotive road number 254 106-8. The locomotive looks as it did around 1989.

Model: The locomotive has an mfx+ digital decoder and extensive sound functions. It has controlled high efficiency propulsion with a flywheel, centrally mounted. Both outer driving wheels in each truck powered using cardan shafts. Traction tires. The triple headlights and dual red marker lights change over with the direction of travel, will work in conventional operation, and can be controlled digitally. The headlights at Locomotive Ends 2 and 1 can be turned off separately in digital operation. When the

headlights are turned off at both ends, the double "A" light function is on. The cab lighting can be controlled separately in each case. Maintenance-free warm white and red LEDs are used for the lighting. The locomotive has separately applied grab irons. The cabs and engine room have interior details in relief. Brake hoses and imitation prototype couplers are included and can be mounted on the locomotive. Length over the buffers 21.4 cm / 8-7/16".



Highlights:

- Completely new tooling.
- Especially intricate metal construction.
- Many separately applied details.
- Cab lighting can be controlled digitally.
- "World of Operation" mfx+ digital decoder and extensive operation and sound functions included.


The modelling of the roof equipment follows the prototype superbly

The frame and locomotive body are constructed precisely of metal

This model is likewise convincing with its numerous separately applied and attached parts

TRIX

This model can be found in the Trix H0 assortment under item number 25991.



Digital Functions	CU	MS	MS 2	CS 1	CS 2-3	CS 2-3
Headlight(s)						Letting off Air
Engineer's cab lighting						Sanding
Electric locomotive op. sounds						Conductor's Whistle
Locomotive whistle						Station Announcements
Engineer's cab lighting						Doors Closing
Warning announcement						Compressor
Headlight(s): Cab2 End						Squeaking sounds from wheels
Whistle for switching maneuver						Station Announcements
Headlight(s): Cab1 End						Station Announcements
Direct control						Blower motors
Sound of squealing brakes off						Operating Sounds 1
Blower motors						Switching maneuver
Blower motors						
Sound of Couplers Engaging						
Pantograph Sounds						
Brake Compressor						

– With Update 3.55 also up to 32 functions for the MS2

TRIX

The car set to go with this locomotive:



24123 Type Fcs Dump Car Set –

Reissue with new car numbers and converted quite easily to AC with a wheelset exchange.
AC wheelset E700150



24123 (Trix)

24123 (Trix)

24123 (Trix)

39991



39173 Class 103.1 Electric Locomotive

Prototype: German Railroad, Inc. (DB AG) class 103.1 electric locomotive. Version with “long” cabs, single-arm pantographs, end skirting, and buffer cladding. Fictitious paint scheme for the anniversary “50 Years of IC Trains in Germany”. Road number 103 050-1.

Model: The locomotive has an mfx+ digital decoder and extensive sound functions. It also has 5-pole controlled high-efficiency propulsion with a flywheel, centrally mounted. Two axles in each truck powered using cardan shafts. Traction tires. The triple headlights and dual red marker lights change over with the direction of travel, will work in conventional

operation, and can be controlled digitally. The headlights at Locomotive Ends 2 and 1 can be turned off separately in digital operation. The cab and engine room lighting can be controlled digitally. Maintenance-free warm white and red LEDs are used for the lighting. The locomotive has separately applied windshield wipers. It also has separately applied metal grab irons and roof conductors. Closed skirting, brake lines, plugs, and prototype couplers that can be mounted on the locomotive are included. Length over the buffers 23.2 cm / 9-1/8”.

Highlights:

- Paint scheme inspired by the current long-distance DB locomotives and cars.
- Cab and engine room lighting can be controlled digitally.

Digital Functions	CU	MS	MS 2	CS1	CS2-3	CS2-3
Headlight(s)						Procedure function
Electric locomotive op. sounds						Conductor
Engineer's cab lighting						Warning announcement
Locomotive whistle						Surrounding sounds
Direct control						
Light Function						
Headlight(s): Cab2 End						
Whistle for switching maneuver						
Headlight(s): Cab1 End						
Sound of squealing brakes off						
Conductor's Whistle						
Blower motors						
Compressor						
Letting off Air						
Sanding						
Switching maneuver						

– With Update 3.55 also up to 32 functions for the MS2

*This locomotive is limited to 2,499 pieces
and is being offered in a one-time edition worldwide*



TRIX

This model can be found in the Trix H0 assortment under item number 25050.



43630

43660

43766



IC cars to go with this locomotive can be found in the Märklin H0 assortment under the following item numbers:



43630 IC Cab Control Car, 2nd Class



43660 Type Bvmkz 856 Compartment Car



43680 Type Bvmz 185.5 Compartment Car



43751 Type Avmz 108.1 Compartment Car



43765 Type Bpmz 295.4 Open Seating Car



43766 Type Bpmbz 295.6 Open Seating Car



43775 Type Apmz 125.3 Open Seating Car



43895 Type WRmz 137 Dining Car



43765

43680

43895

43775

43751

39173

In Commuter Service with the DB Regio



43567 Bi-Level Car, 1st/2nd Class

Prototype: German Railroad, Inc. (DB AG) type DABza 756 bi-level car, 1st/2nd class. Traffic red basic paint scheme. The car looks as it did starting in 2017.

Model: The minimum radius for operation is 360 mm / 14-3/16". Length over the buffers 26.8 cm / 10-9/16". DC wheelset E700580.

Interior lighting can be installed in all of the cars



43568 Bi-Level Car, 2nd Class

Prototype: German Railroad, Inc. (DB AG) type DBza 751.0 bi-level car, 2nd class. Traffic red basic paint scheme. The car looks as it did starting in 2017.

Model: The minimum radius for operation is 360 mm / 14-3/16". Length over the buffers 26.8 cm / 10-9/16". DC wheelset E700580.



43569 Bi-Level Cab Control Car, 2nd Class

Prototype: German Railroad, Inc. (DB AG) type DBbzfa 761 bi-level cab control car, 2nd class. Traffic red basic paint scheme. The car looks as it did starting in 2017.

Model: The minimum radius for operation is 360 mm / 14-3/16". The car has a detailed buffer beam with a separately applied pilot. The cab has interior details. The car has lighted train destination signs. The triple headlights and red marker lights change over with the direction of travel. Length over the buffers 27.3 cm / 10-3/4".





37425 Class 143 Electric Locomotive



Prototype: German Railroad, Inc. (DB AG) class 143 electric locomotive.
Traffic red basic paint scheme with round buffers.
The locomotive looks as it did in 2016.

Model: The locomotive has an mfx+ digital decoder and extensive sound functions. It also has controlled high-efficiency propulsion with a flywheel, centrally mounted. 4 axles powered. Traction tires. The cabs have interior details. The triple headlights and dual red marker lights change over with the direction of travel, will work in conventional operation, and can be controlled digitally. The headlights at Locomotive Ends 2 and 1 can be turned off separately in digital operation. When the headlights are off at both ends, the double "A" light function is on at both ends. Maintenance-free warm white and red LEDs are used for the lighting.
Length over the buffers approximately 19.1 cm / 7-1/2".

Digital Functions	CU	MS	MS 2	CS1	CS2-3
Headlight(s)					
Surrounding sounds					
Electric locomotive op. sounds					
Warning Sound					
Direct control					
Sound of squealing brakes off					
Rear Headlights off					
Whistle for switching maneuver					
Front Headlights off					
Blower motors					
Conductor's Whistle					
Compressor					
Letting off Air					
Switching maneuver					
Sanding					
Coupler sounds					
Warning announcement					

– With Update 3.55 also up to 32 functions for the MS2

*The class 143 –
now with all 4 axles powered*



43569

43568

43567

37425

Raw Wood for the Sawmill



47146 Wood Transport Stake Car Set

Prototype: Three German Railroad, Inc. (DB AG) type Snps 719 double stake cars. The cars look as they did in 2017.

Model: The cars have finely detailed, fixed double stakes with tension levers. The load surfaces are picked out in a different color. Two cars are each loaded with 2 stacks of lumber and one car is loaded with a long stack of lumber. The cars are individually packaged. Total length over the buffers approximately 72 cm / 28-3/8". DC wheel set E700580.

Highlights:

➤ Attractive load of wood.



24146 Wood Transport Stake Car Set

6 Axles for Heavy Trains



36435 Class 232 Diesel Locomotive

Prototype: German Railroad, Inc. (DB AG), business area DB Cargo, class 232 diesel locomotive “Ludmilla”. Traffic red basic paint scheme with a large warning “bib” on the ends of the locomotive. Road number: 232 241-0. The locomotive looks as it did around 2015.

Model: The locomotive has an mfx digital decoder and extensive sound functions. 4 axles powered using cardan shafts. Traction tires. The triple headlights and dual red marker

lights change over with the direction of travel, will work in conventional operation, and can be controlled digitally. The headlights at Locomotive End 2 and 1 can be turned off separately in digital operation. When the headlights are off at both ends of the locomotive, then double “A” light function is on at both ends. Maintenance-free, warm white and red LEDs are used for the lighting. Length over the buffers 23.9 cm / 9-3/8”.

Digital Functions	CU	MS	MS 2	CS1	CS2-3
Headlight(s)					
Buffer to buffer					
Diesel locomotive op. sounds					
Horn					
Direct control					
Sound of squealing brakes off					
Headlight(s): Cab2 End					
Whistle for switching maneuver					
Headlight(s): Cab1 End					
Sound of Couplers Engaging					
Blower motors					
Compressor					
Letting off Air					
Station Announcements					
Train radio					
Sanding					

Locomotive includes an mfx/DCC decoder and a variety of sound functions



By Rail for Practice



48872 Type Samms 709 Heavy-Duty Flat Car

Prototype: German Railroad, Inc. (DB AG) type Samms 709 6-axle heavy-duty flat car, loaded with a type 2000 tank howitzer for the German Federal Army. The flat car and the tank howitzer look as did in 2016.

Model: The heavy-duty flat car frame is constructed of metal. The car has special three-axle trucks. The model of the military vehicle has a detailed underbody, superstructure and caterpillar tracks constructed of metal. Other separately applied components are made of detailed plastic parts. The turret and the weapon can be moved. The unit has an authentic paint scheme. The unit is lettered with identifying marks. Chock blocks are included. The model of the military vehicle comes from Schuco. Length over the buffers 18.9 cm / 7-7/16". DC wheel set E700580.



48873 Type Samms 709 Heavy-Duty Flat Car

Prototype: German Railroad, Inc. (DB AG) type Samms 709 6-axle heavy-duty flat car, loaded with a type 2000 tank howitzer for the German Federal Army. The flat car and the tank howitzer look as did in 2016.

Model: The heavy-duty flat car frame is constructed of metal. The car has special three-axle trucks. The model of the military vehicle has a detailed underbody, superstructure and caterpillar tracks constructed of metal. Other separately applied components are made of detailed plastic parts. The turret and the weapon can be moved. The unit has an authentic paint scheme. The unit is lettered with identifying marks. Chock blocks are included. The model of the military vehicle comes from Schuco. Length over the buffers 18.9 cm / 7-7/16". DC wheel set E700580.





© Tobias Nordhausen



48874 Type Rlmmgs Heavy-Duty Flat Car

Prototype: German Federal Army type Rlmmgs heavy-duty flat car loaded with a German Federal Army M 113 crew transport tank, used on the German Railroad, Inc. (DB AG).

Model: The heavy-duty flat car frame is constructed of metal. Load restraints are included. The model of the military vehicle is mostly

constructed of metal. Additional separately applied components are made of detailed plastic. The unit is authentically painted. It is also lettered with identification markings. Length about 7.9 cm / 3-1/8". The military vehicle model is supplied by Schuco. Load restraints are included.

Length over the buffers approximately 12.4 cm / 4-7/8". DC wheel set E700580.



48875 Type Rlmmgs Heavy-Duty Flat Car

Prototype: German Federal Army type Rlmmgs heavy-duty flat car loaded with a German Federal Army MAN 10t GL truck, used on the German Railroad, Inc. (DB AG).

Model: The heavy-duty flat car frame is constructed of metal. Load restraints are included. The model of the truck has a frame, cab, and flatbed constructed of metal. Additional separately applied components such as the loading crane are made of detailed plastic. The tarp is removable. The unit is authentically painted. It is also lettered with identification markings. Length approximately 11.6 cm / 4-9/16". The military vehicle model is supplied by Schuco. Length over the buffers approximately 12.4 cm / 4-7/8". DC wheel set E700580.

TRIX

An add-on car can be found in the Trix H0 assortment under item number 24224.



48875

24224 (Trix)

48874

48873

48872

36435

Modern Ballast Tamping Machine



39935 Unimat 09-4x4/4S E³ Ballast Tamping Machine

Prototype: Unimat design ballast tamping machine painted and lettered for Plasser & Theurer Construction Machines, Inc. Used for maintaining track, either laying new track or relaying existing track. The unit looks as it did in 2020.

Model: This is a purely digital model with an mfx digital decoder and extensive sound functions. The model is constructed mostly of metal. 4 axles powered using two synchronized motors. The tamping unit can be move vertically and horizontally. It can be controlled individually or in a completely synchronized work mode. The triple headlights and dual red marker lights change over with the direction of travel and can be

controlled digitally. The headlights at Locomotive Ends 2 and 1 can be turned off separately in digital operation. The model has the double "A" light function. The long-distance headlights, brake lights, and blinking roof lights can be controlled. Maintenance-free warm white and red LEDs are used for the lighting. The cab has interior details and controllable interior lighting. It can be switched prototypically to blue or white lighting. The work cabin lighting can be controlled. The pantograph can be raised and lowered digitally. The automatically changes from diesel to electric running sounds when the pantograph is raised. Length over the buffers 39.3 cm / 15-1/2".

This is a purely digital model! Please note that this model cannot be operated in analog!

Digital model with many controllable functions



The pantograph can be raised and lowered digitally

This product was done in cooperation with the firm Viessmann Modellspielwaren GmbH.





Slides and tamping forks synchronized with the mechanism and sound

- Highlights:**
- Digital model with a high level of operating enjoyment.
 - Synchronized process of the tamping movements in the work mode.
 - Pantograph can be raised and lowered digitally.
 - Many light and sound functions.



There is a figure in the operator's cab

Digital Functions	CU	MS	MS 2	CS 1	CS 2-3	CS 2-3
Headlight(s)						Headlight(s): Cab1 End
Pantograph control						Operating sounds
Locomotive operating sounds						Cab Radio
Procedure function						Dialog
Direct control						Dialog
Sound of squealing brakes off						Light Function
Engineer's cab lighting						Brake Compressor
High Pitch Horn						On/off function
Light Function						On/off function
Light Function						On/off function
Low Pitch Horn						Surrounding sounds
Light in compartment						
Light in compartment						
Long distance headlights						
Headlight(s): Cab2 End						
Switching maneuver						

– With Update 3.55 also up to 32 functions for the MS2



The image shows a first hand sample

Locomotive for Cross-Border Freight Service




39866 Class 189 Electric Locomotive

Prototype: German Railroad, Inc. (DB AG) class 189 electric locomotive. Multi-system with 4 pantographs for cross-border freight service. Road number 189 012-8. The locomotive looks as it did around 2018.

Model: The locomotive has an mfx+ digital decoder and extensive sound functions. It also has controlled high-efficiency propulsion with a flywheel, centrally mounted. 4 axles powered using cardan shafts. Traction tires. The triple headlights and dual red marker lights change over with the direction of travel, will work in conventional operation, and can be controlled digitally. The headlights at Locomotive Ends 2 and 1 can be turned off separately in digital operation. When the headlights are off at both ends, the double “A” light function is on at both ends. The long-distance headlights can be controlled digitally. Maintenance-free warm white and red LEDs are used for the lighting. The cabs have interior details. The locomotive has separately applied metal grab irons. The locomotive is prototypically equipped with different pantographs. Length over the buffers 22.5 cm / 8-7/8”.

Highlights:

- Long-distance headlights can be controlled.
- “World of Operation” mfx+ decoder.



Digital Functions	CU	MS	MS2	CS1	CS23
Headlight(s)					
Electric locomotive op. sounds					
Long distance headlights					
High Pitch Horn					
Direct control					
Headlight(s): Cab2 End					
Whistle for switching maneuver					
Headlight(s): Cab1 End					
Switching maneuver					
Sound of squealing brakes off					
Sound of Couplers Engaging					
Compressor					
Letting off Air					
Sanding					
Warning announcement					
Station Announcements					

TRIX

This model can be found in the Trix H0 assortment under item number 22800.

Prototypically equipped with four different pantographs





45028 "BÖHRINGER" Beer Car

Prototype: Type Ibopqs privately owned beer refrigerator car painted and lettered for the brewery Hirschbrauerei Schilling KG, Römerstein-Böhringen, Germany. Design with "BÖHRINGER – Mein Bier!" ("BÖHRINGER – My Beer!") advertising theme.

Model: The car has separately applied roof vents. It also has separately applied ladders on the ends. Length over the buffers approximately 13.4 cm / 5-1/4". DC wheelset E32376004. Trix Express wheelset E36660700.



47543 Type Zans Tank Car

Prototype: Type Zans four-axle, 95 cubic meter / 25,096 gallon tank car with an uninsulated tank and a ladder on the end. Privately owned car for On Rail, Inc. (ORV), registered in Germany. The car looks as it did in 2018.

Model: The car's trucks are the modern type Y25 Lsd1 with double brake shoes. The car has a brakeman's platform and a ladder on the end. The brake rigging, discharge pipes, dome cover, safety bars, and numerous other levers and grab irons are separately applied. The safety bars are metal. Length over the buffers approximately 19.6 cm / 7-3/4". DC wheelset E700580.

Highlights:

- Numerous separately applied levers and grab irons.

TRIX

This model can be found in a DC version with a different car number in the Trix H0 assortment under item number 24218.





47223 Sliding Tarp Car Set

Prototype: Three short type Shimmns four-axle sliding tarp cars painted and lettered for Wascosa, Inc. The cars look as they did in 2020.

Model: All of the cars have closed tarps. The trucks are type Y 25 welded designs. All of the cars have different car numbers and each car is individually packaged. There is also a master package. Length over the buffers per car approximately 13.8 cm / 5-7/16". DC wheel set E700580.



47224 Sliding Tarp Car Set

Prototype: Three short type Shimmns four-axle sliding tarp cars. Privately owned cars painted and lettered for the firm NACCO, registered in the Netherlands. The cars look as they currently do in real life.

Model: All of the cars have closed tarps. The trucks are modern type Y 25 designs with double brake shoes. All of the cars have different car numbers and each car is individually packaged. There is also a master package. Length over the buffers per car approximately 13.8 cm / 5-7/16". DC wheel set E700580.





47807 Type Sgrrs 80 Double Container Transport Car

Prototype: Type Sgrrs 80 6-axle double container transport car with articulation, for combined freight service. Black basic paint scheme. Privately owned car for RailReLease B.V., Rotterdam, Netherlands, registered in the Netherlands. Loaded with two (2) 40-foot box containers. The car looks as it did around 2016.

Model: The car has prototypically partially open flat car floors constructed of metal with striking “fish belly” side sills. It also has type Y 25 trucks. Both flat car halves are mounted on the center truck and can pivot. The

underside of the flat car floors has separately applied brake lines and air tanks. There are folding walkover plates on the upper side of the flat car floors above the center truck in the area of articulation. The grab irons on the ends of the car and switching hooks are separately applied. The car is loaded with two (2) 40-foot box containers that can be removed. Length over the buffers 30.7 cm / 12-1/16". DC wheelset E700580.

Highlights:

- Detailed version constructed mostly of metal.
- Used in container trains as unit trains in seaport-inland service.
- Containers can be removed and stacked.

Modern electric freight locomotives in the classes 152, 185, 186, 187, 189, or 193 to go with this car can be found in the Märklin H0 assortment.



47813 Type Sgrrs 80 Double Container Transport Car

Prototype: Type Sgrrs 80 6-axle double container transport car with articulation. Privately owned car for MFD Rail, Inc., Rotkreuz, Switzerland, registered in Germany. Granite gray basic paint scheme. The car looks as it did in 2020.


Model: The car has prototypically partially open flat car floors constructed of metal with striking “fish belly” side sills. It also has type Y 25 trucks. Both flat car halves are mounted on the center truck and can pivot. The

underside of the flat car floors has separately applied brake lines and air tanks. There are folding walkover plates on the upper side of the flat car floors above the center truck in the area of articulation. The grab irons on the ends of the car and switching hooks are separately applied. This container transport car is unloaded. It can carry four 20-foot containers or two 40-foot containers. Length over the buffers 30.7 cm / 12-1/16". DC wheelset E700580.

Highlights:

- Detailed design constructed mostly of metal.
- Used in container trains as unit trains in seaport-inland service.

Modern electric freight locomotives to go with this car are the classes 152, 185, 189, or 193 as well as other container transport cars. All can be found in the Märklin H0 assortment.





47111 DSV Deep Well Flat Car Set

Prototype: Two type Sdgmns deep well flat cars for AAE Cargo, Inc. Flat cars for transporting containers, truck interchangeable load units, or semi-rig trailers. Each car loaded with a curtain tarp semi-rig trailer for the freight forwarder DSV.

Model: The frames, floors, and load wells on the cars are constructed of metal. The cars have special design low-mounted trucks. They also have many separately applied details. The load restraints are adjustable. The cars have different car numbers and they are individually packaged. Total length over the buffers approximately 38 cm / 14-15/16". DC wheelset E320577.



48102 Hopper Car

Prototype: German Railroad, Inc. (DB AG) type Facns 133 four-axle hopper car.

Model: The car has very finely detailed construction with numerous separately applied details. It has an etched brakeman's platform with open tread work. The piston slide valve and supplementary chutes separately applied. The load area is set off in a different color. Yellow tie bolt for switching purposes. Length over the buffers 18.4 cm / 7-1/4". DC wheel set E700580.

Reissue with a new car number





37515 Class Ae 3/6 II Electric Locomotive

Prototype: Swiss Federal Railways (SBB/CFF/FFS) class Ae 3/6 II express locomotive. Dark brown paint scheme. Road number 10435. The locomotive looks as it did around 1927.

Model: The locomotive has an mfx+ digital decoder and extensive sound functions. It also has controlled high-efficiency propulsion. 3 axles and 2 jackshafts powered. Traction tires. The triple headlights and one white marker light (Swiss headlight code) change over with the direction of travel, will work in conventional operation, and can be controlled digitally. The lighting can be switched to a red marker light. Maintenance-free warm white and red LEDs are used for the lighting. The locomotive has separately applied metal grab irons. An informative booklet about the history of the locomotive is included. Length over the buffers 16 cm / 6-5/16".

Highlights:

- **LED lighting included.**
- **mfx+ digital decoder included.**
- **Booklet about the history of the locomotive included.**
- **In custom designed packaging.**

Digital Functions	CU	MS	MS2	CS1	CS2-3	CS2-3
Headlight(s)						Operating sounds
Light Function						Pantograph Sounds
Electric locomotive op. sounds						Rail Joints
Locomotive whistle						Switching maneuver
Direct control						
Sound of squealing brakes off						
Rear Headlights off						
Whistle for switching maneuver						
Front Headlights off						
Stat. Announce. – Swiss						
Conductor's Whistle						
Letting off Air						
Blower motors						
Brake Compressor						
Sanding						
Main Relay						

– With Update 3.55 also up to 32 functions for the MS2

Planned for express and passenger service in the Swiss flatlands, this powerful locomotive, which was also used on the Gotthard line, is celebrating its 100th anniversary in 2021 at Märklin



Prototypical with a white or red marker light



39511 Class Be 4/6 Electric Locomotive

Prototype: Swiss Federal Railways (SBB) class Be 4/6 electric locomotive. Locomotive from the first production series. Fir green basic paint scheme with gray running gear. With older design buffers, cab doors at the ends of the locomotive with walkover plates, with sanding equipment, with an oncoming train light, and with an inductive magnet. Lengthwise cooling lines with 6 vertical mounting brackets. Road number 12306. The locomotive looks as it did around 1950.

Model: The locomotive has an mfx+ digital decoder and extensive sound and light functions. It also has controlled high-efficiency propulsion with a flywheel, centrally mounted. Both driving wheels and jackshafts in each group of driving wheels powered using cardan shafts. Traction tires. The locomotive frame is articulated to enable the locomotive to negotiate sharp curves. Triple headlights and 1 white marker light (Swiss headlight / marker light code) change over with the direction of travel, will work in conventional operation, and can be controlled digitally. When the

locomotive is running "light" the lighting can be changed to 1 red marker light. The running authorization lights can be controlled separately in digital operation. The headlights at Locomotive Ends 2 and 1 can be turned off separately in digital operation. The locomotive has the double "A" light function. The cab lighting and engine room lighting can be turned off separately in digital operation. Maintenance-free warm white and red LEDs are used for the lighting. This locomotive has highly detailed metal construction with many separately applied details, such as cooling

pipes for the transformer oil. The cabs and engine room are modelled. Sanding equipment is included on the groups of driving wheels. The roof equipment is detailed with heating resistors, roof conductors, insulators, lightning arrester coils, and roof walk boards as well as double-arm pantographs with a simple contact strip. The minimum radius for operation is 360 mm / 14-3/16". Brake hoses, imitations of prototype couplers, and access ladders are included. Length over the buffers 18.9 cm / 7-7/16".




Highlights:

- **Highly detailed metal construction.**
- **“World of Operation” mfx+ digital decoder and extensive operation and sound functions included.**
- **Cab lighting and engine room lighting can be controlled digitally.**
- **Additional red running authorization lights can be controlled in digital operation.**

Roof equipment as on the prototype – from the heating resistors to the roof walks, everything is in its place

The protective covers for the resistors are set off elegantly from the green of the locomotive

The cooling lines on the sides for the transformer oil are shown highly detailed



Digital Functions	CU	MS	MS 2	MS 1	CS 2-3	CS 2-3
Headlight(s)						Rail Joints
Marker light(s)						Brake Compressor
Electric locomotive op. sounds						Conductor's Whistle
Locomotive whistle						Doors Closing
Direct control						Sound of Couplers Engaging
Interior lights						Operating Sounds 1
Engineer's cab lighting						Switching maneuver
Whistle for switching maneuver						Special light function
Engineer's cab lighting						
Sound of squealing brakes off						
Headlight(s): Cab1 End						
Headlight(s): Cab2 End						
Blower motors						
Letting off Air						
Pantograph Sounds						
Sanding						

– With Update 3.55 also up to 32 functions for the MS2

TRIX

This model can be found in the Trix H0 assortment under item number 25511.





39260 Class RAe 4/8 Double Powered Rail Car

Prototype: Swiss Federal Railways (SBB) class RAe 4/8 "Churchill Arrow" electric double powered rail car. Used as a charter train for excursion and business runs. Fire red basic paint scheme. Powered rail car road number RAe 4/8 1021. The unit looks as it currently does in real life.

Model: The locomotive has an mfx+ digital decoder and extensive sound and light functions. It also has controlled high-efficiency propulsion with a flywheel. Both axles in the external truck of Vehicle Part 1 are powered. Traction tires. The unit has a Swiss headlight / marker light code of triple headlights and one white marker light, which change over with the direc-

tion of travel, will work in conventional operation, and can be controlled digitally. The light code can be switched to a red marker light. The model has factory-installed interior lighting, which will work in conventional operation and can be controlled digitally. The cab lighting can also be controlled digitally. The table lamps can be controlled digitally. Maintenance-free, warm white and red LEDs are used for the lighting. Four external truck frames are included to replace the current frames for use on large radius curves or displays. Length over the buffers approximately 53 cm / 20-7/8".

Highlights:

- **Completely new tooling.**
- **Factory-installed interior lighting.**
- **Can be switched to a red marker light.**
- **Cab lighting can be controlled digitally.**
- **Table lamps can be controlled digitally.**
- **Running authorization lights can be controlled digitally.**
- **"World of Operation" mfx+ decoder with a variety of light and sound functions.**



The current class RAe 4/8 1021 (“Double Red Arrow”) acquired its unforgettable fame in 1946, when the train was made available to the former British prime minister at that time for his painting vacation on Lake Geneva. Since then, this train has become known as “Churchill Arrow” thanks to its runs with Sir Winston Churchill. Churchill visited among others Bern and Zürich, where he was greeted by the cheering population. On September 19, 1946, Churchill gave a visionary speech at the University of Zürich, in which he called for the establishment of a kind of United States of Europe with his key sentence, “Let Europe arise.”



Digital Functions	CU	MS	MS 2	CS 1	CS 2/3	CS 2/3
Headlight(s)						Operating sounds
Interior lights						Blower motors
Locomotive operating sounds						Operating sounds
Locomotive whistle						Operating sounds
Table Lamps						Doors Closing
Engineer's cab lighting						Sanding
Marker light(s)						Operating sounds
Engineer's cab lighting						Generator Sounds
Direct control						Special light function
Sound of squealing brakes off						Operating sounds
Locomotive whistle						Greeting
Compressor						
Operating sounds						
Operating sounds						
Pantograph Sounds						
Conductor's Whistle						


– With Update 3.55 also up to 32 functions for the MS2



The complete history of the “Churchill Arrow” can be found online.



The image shows the first model as a rendering



TRIX

Dieses Modell finden Sie im Trix H0-Sortiment unter der Artikelnummer 25260.



48015 Type Hbbillns Sliding Wall Boxcar

Prototype: Swiss Federal Railways (SBB/CFF/FFS) high-capacity boxcar. Standard type Hbbillns with high sliding walls. The car looks as it did around 2017.

Model: The frame has fish belly style side sills and separately applied details. The superstructure has a metallic paint scheme. Length over the buffers 17.9 cm / 7-1/16". DC wheel set E700580.



39462 Class 465 Electric Locomotive

Prototype: Class 465 electric locomotive in the new design for the Bern-Lötschberg-Simplon Railroad (BLS). The locomotive looks as it did in 2020. Road number 465 011-5.

Model: The locomotive has an mfx+ digital decoder and extensive sound functions. It also has controlled high-efficiency propulsion, centrally mounted. 4 axles powered. Traction tires. The triple headlights and a white marker light (Swiss headlight / marker light code) change over with the direction of travel, will work in conventional operation, and can be controlled digitally. The headlights at Locomotive Ends 2 and 1 can be turned off separately in digital operation. Long-distance headlights can be controlled digitally. You can switch between the Swiss headlight / marker light code and a white headlight / red marker light code. The switching lights, warning lights, and running authorization lights can be controlled digitally. Maintenance-free warm white and red LEDs are used for the lighting. The locomotive has separately applied metal grab irons. The cabs have interior details. Length over the buffers approximately 21.3 cm / 8-3/8".

Highlights:

- Numerous lighting functions can be controlled separately in digital operation.
- New design for the BLS.

Digital Functions	CU	MS	MS 2	CS1	CS2-3	CS2-3
Headlight(s)						Sanding
Long distance headlights						Switching maneuver
Electric locomotive op. sounds						Light Function
Horn						Doors Closing
Direct control						Light Function
Engineer's cab lighting						Sound of Couplers Engaging
Rear Headlights off						Coupler sounds
Locomotive whistle						
Front Headlights off						
Sound of squealing brakes off						
Blower motors						
Conductor's Whistle						
Light Function						
Compressor						
Light Function						
Letting off Air						

– With Update 3.55 also up to 32 functions for the MS2



TRIX

This model can be found in the Trix H0 assortment under item number 22830.



37340 Class 421 Electric Locomotive

Prototype: Swiss Federal Railways (SBB) class Re 4/4 II electric locomotive as a class Re 421, used for the SBB Cargo freight area. Fire red / ultra marine blue basic paint scheme. Road number 421 378-1. The locomotive looks as it did around 2018.

Model: The locomotive has an mfx+ digital decoder and extensive sound functions. It also has controlled high-efficiency propulsion with a flywheel, centrally mounted. 4 axles powered using cardan shafts. Traction tires. The triple headlights and one white marker light (Swiss headlight / marker light code) change over with the direction of travel, will work in conventional operation, and can be controlled digitally. The light code can be switched to a red marker light when the locomotive is running "light". The headlights at Locomotive End 2 and 1 can be turned off

separately in digital operation. When the headlights are off at both ends, then the double "A" light function is on as a red emergency stop light. Maintenance-free, warm white and red LEDs are used for the lighting. The locomotive has separately applied metal grab irons. The couplers can be replaced by end skirting included with the locomotive. Length over the buffers 17.1 cm / 6-3/4".

Highlights:

- **High-efficiency propulsion as a centrally mounted motor.**
- **All 4 axles powered using cardan shafts.**
- **"World of Operation" mfx+ decoder with extensive light and sound functions included.**

Digital Functions	CU	MS	MS 2	CS1	CS2-3	CS2-3
Headlight(s)						Doors Closing
Marker light(s)						Compressor
Electric locomotive op. sounds						Stat. Announce. – Swiss
Locomotive whistle						Sound of Couplers Engaging
Sound of squealing brakes off						Conductor's Whistle
Special light function						Main Relay
Engineer's cab lighting						Whistle for switching maneuver
Long distance headlights						Switching maneuver
Engineer's cab lighting						
Direct control						
Headlight(s): Cab2 End						
Headlight(s): Cab1 End						
Blower motors						
Letting off Air						
Pantograph Sounds						
Sanding						

– With Update 3.55 also up to 32 functions for the MS2

Long-distance headlights, cab lighting, and engine room lighting can be controlled digitally

TRIX

This model can be found in the Trix H0 assortment under item number 22846.



47224

47223

37340



39065 Class 77 Diesel Locomotive

Prototype: Type JT42CWRM diesel electric freight locomotive, better known as Class 77. Crossrail, Inc. diesel locomotive. The locomotive looks as it did in 2012.

Model: The locomotive has an mfx+ digital decoder and extensive sound and light functions. It also has controlled high-efficiency propulsion with a flywheel, centrally mounted. 4 axles powered using cardan shafts. Traction tires. The triple headlights and dual red marker lights change over with the direction of travel, will work in conventional operation, and can be controlled digitally. The headlights at Locomotive End 2 and 1 can be turned off separately in digital operation. When the headlights are off at both ends, the "Double ,A' Light" function is on. The cab lighting can be controlled digitally. The control desk lighting can be controlled digitally.

Other light functions such as special switching signs, and emergency stoplights can be controlled digitally. Maintenance-free, warm white and red LEDs are used for the lighting. The locomotive has a factory-installed smoke generator with dynamic smoke exhaust. It also has many separately applied details. The locomotive has detailed buffer beams. Brake hoses that can be installed on the locomotive are included. End skirting is included that can also be installed on the buffer beam. Length over the buffers approximately 24.7 cm / 9-3/4".

Highlights:

- **New tooling.**
- **Cab lighting can be controlled digitally.**
- **Control desk lighting can be controlled digitally.**
- **Factory-installed smoke generator with dynamic smoke exhaust.**

Dynamic smoke exhaust included



TRIX

This model can be found in the Trix H0 assortment under item number 22697.

Tighter EU exhaust gas regulations starting on January 1, 2009 forced the American builder Electro-Motive Division (EMD) starting in 2005, to overhaul fundamentally the Class 66 (EMD JT42CWR) built for the European market. The history of this class began in 1985, when EMD (at that time a 100% subsidiary of General Motors) built an affordable diesel locomotive for the British market. Out of this came a six-axle, diesel-electric unit, the type EMD JT26CW-SS in an angular design and with a 2,460 kilowatt / 3,299 horsepower diesel motor, the GM 16-645E3C. The locomotive was designated as the Class 59. EMD used as a basis the American diesel locomotive, type SD40-2, built in large quantities due to its proven, simple construction, which had turned out very reliable. Initially for British railroads, EMD then overhauled and improved the Class 59 in the mid-Nineties as externally largely unchanged locomotives with a 2,350 kilowatt / 3,151 horsepower GM-Motor 12N-710G3B-EC as the Class 66 (type JT42CWR), which initially went into operation starting in 1998 at the British company EVU. Its diesel motor powered a three-phase generator, type M AR8/CA6, which provided electrical energy to the six series-wound commutator traction motors installed in the trucks and geared to the wheel-sets using an axle-hung gearbox. The locomotive engineer sat on the left side instead of the right because the locomotives were planned only for use in Great Britain.

By the end of 2005, the lower emissions variant emerged due to tighter EU exhaust gas regulations as type JT42CWRM (in Great Britain: JT42CWR-T1) with an improved and overall reliable 2,420 kilowatt / 3,299 horsepower diesel motor, type 12-710G3B-T2, for fuel efficiency. On several railroads, it was no longer rostered as the Class 66 but as the Class 77. These improved locomotives were given better sound insulation in the cab, improvements to safety and comfort for the engineer as well as optional air conditioning. Additional external accessories were now two-part cab side windows, larger vent louvers, as well as a

third door on one side due to partial removal of the continuous side corridor in the locomotive body. Increased safety, improved adhesion, and a longer maintenance interval were achieved with the “EMD HTCR-E” radial truck. In addition, there was the “EM2000TM” microprocessor control system for load control, motor control, and adhesion control, whereby a diagnosis system and the memory storage of past runs was implemented at the same time.



The complete history of this locomotive can be found online.

Digital Functions	CU	MS	MS 2	CS 1	CS 2-3	CS 2-3
Headlight(s)						High Pitch Horn
Smoke generator						Switching maneuver
Diesel locomotive op. sounds						Light Function
High Pitch Horn						Light Function
Direct control						Letting off Air
Sound of squealing brakes off						Sanding
Rear Headlights off						Sound of Couplers Engaging
Low Pitch Horn						Replenishing fuel
Front Headlights off						Coupler sounds
Engineer's cab lighting						Warning announcement
Blower motors						Warning announcement
Light Function1						Operating sounds
Compressor						
Light Function 2						
Light Function 3						
Low Pitch Horn						

– With Update 3.55 also up to 32 functions for the MS2





43652 “Gotthard Panorama Express” Type Apm Passenger Car

Prototype: Swiss Federal Railways (SBB/CFF/FFS) type Apm express train panorama car, 1st class. Use in the Gotthard Panorama Express. The car looks as it did in 2020.

Highlights:

- Used on the historic Gotthard Panorama line between Flüelen and the Ticino Area.

This individual car is the ideal add-on for the 43650 car set.

Model: The car has adjustable buffers. The 7319 current-conducting couplings or 72020/72021 operating current-conducting close couplers as well as the 7316 lighting kit can be installed on the car. Length over the buffers approximately 26.7 cm / 10-1/2". DC wheelset E700580.



46279 Type Fals Freight Car Set

Prototype: Three type Fals hopper cars painted and lettered for Jura Cement Factory, Aarau, Switzerland, used on the Swiss Federal Railways (SBB/CFF/FFS).

Model: The cars have metal frames and end platforms. They also have different lettering and car numbers. All of the cars are individually packaged and identified, master package also included.

Length over the buffers per car approximately 13.3 cm / 5-1/4". DC wheelset E700580.



47409 “Rollende Landstraße” / “Rolling Road” Freight Car Set

Prototype: Two type Saadkms depressed floor flat cars painted and lettered for RAAlpin, Inc. (Olten, Switzerland), for transit traffic on the “Rollende Landstraße” / “Rolling Road”.


Model: The car superstructures are constructed of metal. Two hinged and removable buffer beams are included. Chock blocks for truck models and special couplers for depressed floor flat cars are included. Special close couplers for coupling to cars and locomotives with standard couplers are included.

Total length over the buffers approximately 44.6 cm / 17-9/16". DC wheelset E432950.



As early as the Twenties, the Austrian Federal Railways (BBÖ) decided to electrify their most important lines as quickly as possible. Seven mountain express locomotives, the class 1100 (on the ÖBB: Class 1089) were delivered in 1923/24 to the BBÖ especially for the grades in mountains. These 20,350 mm / 80 foot 1-1/2 inch long units were based on a Swiss prototype and consisted of two close-coupled driving frames, on which a short engine room bridge with a transformer, sliding relays, and two cabs was mounted with articulation. Due to their long, narrow

hoods on the driving frames, the name "Crocodile" quickly came into use, whereby these units looked the most like crocodiles of all "Crocodiles". Since they turned out extremely well, nine more units were delivered in 1926/27 as road numbers 1100.101-109 (ÖBB: 1189.01-09). Due to altered gearing, these locomotives reached a higher speed and were equipped with more powerful motors.






39089 Class 1189 Electric Locomotive

Prototype: Austrian Federal Railways (ÖBB) class 1189 “Austrian Crocodile” electric locomotive. Version in a fir green basic paint scheme. Road number 1189.04. The locomotive looks as it did at the beginning to mid-Seventies.

Model: The locomotive has an mfx+ digital decoder and extensive sound and light functions. It also has controlled high-efficiency propulsion with a flywheel, centrally mounted. Two each driving wheels in both driving frames are powered using cardan shafts. Traction tires. The locomotive has articulated running gear to enable it to negotiate curves. The triple headlights and a red marker light change over with the direction of travel, will work in conventional operation, and can be controlled digitally. The lighting can be changed to a white marker light. The headlights at Locomotive Ends 2 and 1 can be turned off separately in digital operation.


When the headlights are off at both ends, the switching light is on (1 each white at both ends of the locomotive). The cab and engine room lighting can be controlled separately in digital operation. Maintenance-free, warm white and red LEDs are used for the lighting. The locomotive has highly detailed metal construction with many separately applied details, such as cooling pipes for the transformer oil. The cabs and engine room have interior details. The locomotive has detailed roof equipment. The minimum radius for operation is 360 mm / 14-3/16". Brake hoses and imitation prototype couplers are included. Length over the buffers approximately 23.4 cm / 9-3/16".

***“The Alpine Lizard”
The Austrian Crocodile***



Highlights:

- Completely new tooling in highly detailed metal construction.
- "World of Operation" mfx+ decoder with extensive operation and sound functions included.
- Cab and engine room lighting can be controlled digitally.



Roof equipment: view from above of the finely detailed pantographs and lines on the ends



Hoods: highly detailed hatches and ventilation slits on the hoods



Locomotive ends: striking lamps and the box on the ends typical for this locomotive

Digital Functions	CU	MS	MS 2	CS1	CS2-3	CS2-3
Headlight(s)						Sanding
Marker light(s)						Rail Joints
Electric locomotive op. sounds						Brake Compressor
Locomotive whistle						Doors Closing
Direct control						Coupler sounds
Interior lighting						Coupler sounds
Engineer's cab lighting						Operating sounds
Whistle for switching maneuver						
Switching maneuver						
Engineer's cab lighting						
Sound of squealing brakes off						
Headlight(s): Cab2 End						
Headlight(s): Cab1 End						
Blower motors						
Letting off Air						
Pantograph Sounds						

– With Update 3.55 also up to 32 functions for the MS2

The class 1189 electric locomotive as completely new tooling with highly detailed metal construction

TRIX

This model can be found in the Trix H0 assortment under item number 25089.



24121 (Trix)

46231

39089



46231 Hopper Car Set

Prototype: Three Austrian Federal Railways type Fad (former DRB type 00tz 43) four-axle type hopper cars. Version with medium height upper superstructures and brakeman's platforms. Used to transport limestone. Standard design pressed sheet trucks, without lower beams welded in as reinforcement. The cars look as they did around 1971.

Model: The hopper cars have detailed construction with different car numbers. All of the cars have brakeman's platforms and set wheels at the ends. The hopper cars have scale sized load inserts. All of the cars are individually packaged and have a master package. Length over the buffers per car 11.5 cm / 4-1/2". DC wheel set E700580.

Highlights:

- Ideal for unit trains.
- Attractive load included.



TRIX

A hopper car set with three additional car numbers can be found in the Trix H0 assortment under item number 24121 along with information about the required AC wheel sets.



24121 (Trix)

46231

39089



42731 Passenger Car, 1st Class

Prototype: Austrian Federal Railroad (ÖBB) type Ampz passenger car, 1st class. Modernized Eurofima car, not pressure-proof. The car looks as it did around 2012.

Model: The car has an underbody specific to the car type. It also has Fiat type Y0270 S trucks with lateral motion shock absorbers and magnetic rail brakes. The 7319 current-conducting couplings or the 72021 current-conducting close couplers, the 73400/73401 lighting kits, the 73406 pickup shoe, and the 73407 marker light kit can be installed in the car. Length over the buffers approximately 28.2 cm / 11-1/8". DC wheelset E700580.



42743 Passenger Car, 2nd Class

Prototype: Austrian Federal Railroad (ÖBB) type Bmz passenger car, 2nd class. Modernized Eurofima car, not pressure-proof. The car looks as it did around 2012.

Model: All additional information can be found in the model text for 42731.

*Both cars are a reissue
with new car numbers*



48939 Beer Refrigerator Car

Prototype: Two-axle beer refrigerator car as a privately owned car in the fictitious paint and lettering scheme for the brewery Puntigamer in Graz, Austria. Sapphire blue basic scheme. Used on the ÖBB / Austrian Federal Railroad. The car looks as it did in the beginning of the Sixties.

Model: Length over the buffers 13.9 cm / 5-1/2". DC wheelset E700580.





As usual, a TGV Duplex also consists of two powered end cars and eight intermediate cars connected to each other by Jakobs trucks. The most striking feature was the new version of the powered end cars with rounded shapes, single-piece end windshield, engineer's control desk arranged in the center, and improved crash protection. The aerodynamic design of the new powered end car nose and the improved transition between the cars resulted now in only a 4% air resistance at a speed of 300 km/h / 188 mph compared to a normal single-level TGV. The intermediate cars are built mostly of aluminum extrusions in order not to exceed the permissible wheelset load of 17.5 metric tons. Many other small details such as seating reduced in weight, wiring with thinner sheathing, hollow wheelset axles, and altered brake disks contributed significantly to maintaining the

permissible total weight. With the beginning of the new millennium, the recognition prevailed at the SNCF that in the future TGV trains would be ordered from Alstom only with IGBT-controlled three-phase asynchronous propulsion technology and only in bi-level versions.

In the summer, the SNCF ordered 55 sets of a third generation of bi-level TGV trains as the TGV Euroduplex/2N2. Here the intermediate cars underwent extensive overhauls and now offered a higher level of comfort including a modern passenger information system, accessibility for handicapped people, and wider corridors. These units (801-825, 4701-4730) are all equipped with three-system powered end cars (such as on the TGV POS). However, only the units 4701-4730 are equipped

with the signal systems ERTMS-2, LZB-PZB, and Signum for service to Germany and Switzerland. The other 25 bi-level TGV trains (units 801-825) were initially given powered end cars with only the signal technical equipment for French routes. They are given priority to replace old PSE sets on routes with high-volume demand. The powered end cars are however already equipped for the installation of train safety systems for use in Germany and Switzerland as the need arises. Follow-up orders for the construction of up to 71 additional trains (units 826-896) were given by the SNCF starting in the spring of 2012, most of which were delivered recently and which are to replace the TGV Atlantique in coming years.





37793 TGV Euroduplex High-Speed Train

Prototype: French State Railways (SNCF) TGV Euroduplex (train à grande vitesse) high-speed train, in the version for service between Paris and Munich. 2 powered end cars (TK1 and TK2), 1 bi-level transition car (R1), 1st class, 1 bi-level transition car (R8), 2nd class. Powered rail car train road number 4709. The train looks as it does in Era VI.

Model: This is 4-part basic set. Both end cars (TK1 and TK2) are powered. The train has an mfx+ digital decoder and extensive sound functions. It has controlled, high-efficiency propulsion in both powered end cars, centrally mounted. 4 axles powered using cardan shafts in each end car. Traction tires. The train has factory-installed interior lighting. The triple headlights and dual red marker lights change over with the direction of travel. They and the interior lighting will work in conventional operation and can be controlled digitally. The third headlight for the French headlight code can be turned off separately in digital operation (light function). Maintenance-free, warm white and red LEDs are used for the lighting. The cabs

in the powered end cars have interior details. The train has separately applied metal grab irons. A powered end car and a transition car are permanently coupled together in pairs and have special close couplings with a guide mechanism. There is an additional guide mechanism in the Jakobs truck. The end cars have a pickup shoe changeover feature so that the pickup shoe at the front of the train is the one picking up power. The interior lighting is powered through a continuous electrical connection through the entire train. Each powered end car has two single-arm pantographs in different versions with a contact strip on one for the DB and on the other for the SNCF. The pantographs work mechanically but are not wired to take power. The train is a scale reproduction. The minimum radius for operation is therefore 360 mm / 14-3/16", when there is sufficient clearance on both sides. Length of the 4-part powered rail car train approximately 102 cm / 40-1/8".

Highlights:

- Tooling change for the version as a TGV Euroduplex for the route Paris – Munich.
- Scale 1:87 reproduction.
- Factory-installed LED interior lighting.
- Extensive sound functions included.
- Both end cars powered.



The 37793 basic set can be expanded to a prototypical 10-part unit with the 43423, 43433, and 43443 add-on sets.



SNCF and TGV are registered trademarks of SNCF. TGV® is the property of SNCF. All rights reserved regarding reproduction.

See Page 159 for an explanation of the symbols and age information.

The entire consist of the TGV Duplex has a remarkable length of over 2 meters / 78 inches

Digital Functions	CU	MS	MS 2	CS1	CS2-3	CS2-3
Headlight(s)						Compressor
Interior lights						Train announcement
Electric locomotive op. sounds						Surrounding sounds
Horn blast 1						Station Announcements
Direct control						
Sound of squealing brakes off						
Light Function						
Horn blast 2						
Conductor's Whistle						
Doors Closing						
Station Announcements						
Stat. Announce. – Fren.						
Pantograph Sounds						
Sanding						
Blower motors						
Letting off Air						

– With Update 3.55 also up to 32 functions for the MS2

TRIX

This powered rail car train can be found in a DC version in the Trix H0 assortment under item number 22381.



The Models:

French State Railways (SNCF) TGV Euroduplex (train à grande vitesse) high-speed train, in the version for service between Paris and Munich.

This is a 2-part add-on car set for lengthening the TGV Euroduplex high-speed train, item no. 37793, to a 10-car unit. The cars have factory-installed interior lighting with maintenance-free, warm white LEDs. The interior lighting is powered through a continuous electrical connection through the entire train. The two intermediate cars are permanently coupled together. There is a guide mechanism in the Jakobs trucks. The cars are a scale reproduction. The minimum radius for operation is therefore 360 mm / 14-3/16", when there is sufficient clearance on both sides. Length of the pair of cars 43 cm / 16-15/16".




43423 Add-On Car Set 1 for the TGV Euroduplex

1 bi-level intermediate car (R2), 1st class, and 1 bi-level intermediate car (R3), 1st class. Powered rail car train road number 4709. The cars look as they do in Era VI.



© T. Estler

SNCF and TGV are registered trademarks of the SNCF. SNCF is the owner of the TGV®. All rights reserved regarding copying and/or reproduction.





43433 Add-On Car Set 2 for the TGV Euroduplex

1 bi-level intermediate car (R6), 2nd class, and 1 bi-level intermediate car (R7), 2nd class.
Powered rail car train road number 4709. The cars look as they do in Era VI.
Length of the pair of cars 43 cm / 16-15/16".

*All of the cars include factory-installed
warm white LED interior lighting*



43443 Add-On Car Set 3 for the TGV Euroduplex

1 bi-level intermediate car (R4), bar car 2nd class, and 1 bi-level intermediate car (R5), 2nd class.
Powered rail car train road number 4709. The cars look as they do in Era VI.
Length of the pair of cars 43 cm / 16-15/16".

TRIX

These models can also be found
in the Trix H0 assortment.



43443

43423

37793



37025 Class 1200 Electric Locomotive

Prototype: Dutch State Railways (NS) class 1200 electric locomotive. Road number 1220. The locomotive looks as it did in the mid-Seventies.

Model: The locomotive has an mfx+ digital decoder and extensive sound functions. The locomotive also has controlled high-efficiency propulsion. 4 axles powered. Traction tires. The triple headlights and dual red marker lights change over with the direction of travel, will work in conventional operation, and can be controlled digitally. Maintenance-free warm white and red LEDs are used for the lighting. The switching light can also be controlled. The locomotive has separately applied metal grab irons. Brake hoses can be mounted on the buffer beam. Length over the buffers approximately 20.8 cm / 8-3/16".

Highlights:

- **New design for vent arrangement.**
- **Prototypically equipped with yellow and white headlights.**
- **mfx+ decoder with World of Operation mode.**

Digital Functions	CU	MS	MS 2	CS 1	CS 2-3
Headlight(s)					
Stat. Announce. – Dutch					
Electric locomotive op. sounds					
Horn					
Direct control					
Headlight(s): Cab2 End					
Whistle for switching maneuver					
Switching maneuver					
Headlight(s): Cab1 End					
Sound of squealing brakes off					
Blower motors					
Compressor					
Letting off Air					
Conductor's Whistle					
Switching maneuver					

Model includes one-piece vents based on "Krap and Lex"

A freight car set to go with this model can be found under item number 46306 on page 98.



The class 1200 locomotives can be characterized by their side vents, which were used in three different versions. The purpose of these vents was on the one hand air to cool the traction motors and to allow drive train resistance, and the other to prevent too much dirt and dust getting into these motors. The six and two part air conditioning vents, which had replaced the original

three, two, and single piece side vents starting in 1955, worked in one respect too well!

They filtered the air so efficiently that the cleaning intervals became very short. In an extensive test procedure, the single piece vents “Krap and Lex” prevailed.



© Hans_Scherphuizen



43845

43864

43894

43862


43863

37025

46306 Hinged Roof Car Set



Model: The cars are intricately constructed and have many separately applied details. The cars have separately applied chute extensions. The hinged roof can be opened. All of the cars have different car numbers. They are individually packaged.
Total length over the buffers approximately 57 cm / 22-7/16".
DC wheel set E700580.



Hinged roof covers can be opened
Car type ideal for unit train use
Very intricate construction





46432 Old-Timer Tank Car

Prototype: 2-axle old-timer tank car with a brakeman's cab. Privately owned car design with lettering on the sides "Zoutindustrie Hengelo Boekelo", used on the Dutch Railways (NS). The car looks as it did around 1951/52.

Model: The platform, brakeman's cab, and ladders are separately applied. Length over the buffers 10.2 cm / 4". DC wheelset E700580.



46268 Type Fals Freight Car Set

Prototype: Five type Fals hopper cars painted and lettered for the Dutch State Railways (NS). The cars look as they did around 1998.

Model: The cars have separately applied metal end platforms and ladders. They also have different lettering and car numbers. The cars have an insert of cone material with a layer of real ballast. All of the cars are individually packaged and identified, and a master package is also included. Length over the buffers per car approximately 13.3 cm / 5-1/4". DC wheelset E700580.

Highlights:

- Loaded with authentic freight.





43547 M2 Passenger Car Set

Prototype: 2 different Belgian State Railways (SNCB/NMBS) type M2 passenger cars. 1 type M2, A passenger car, 1st class. 1 type M2, A5B5, passenger car, 1st/2nd class. Moss green basic paint scheme. The cars look as they did in Era IIIa.

Model: The cars have separately inset, graduated window frames. Both cars have factory-installed interior lighting with warm white LEDs. The passenger car, 1st class, has a factory-installed pickup shoe. Both cars can be supplied with current using the factory-installed current-conducting couplers. A fixed, defined sequence of cars is necessary to do this. The cars have different car numbers. Both cars are individually packaged and there is a master package.

Total length over the buffers 55.2 cm / 21-3/4".

Highlights:

- New tooling for the first class car.
- Both cars include factory-installed LED interior lighting.
- Passenger car set to go with the new tooling for the SNCB class 1 steam locomotive and the 43546 car set.



TRIX

This passenger car set can be found in the Trix H0 assortment under item number 23222.

The type M2 car set to go with this car set can be found in the Märklin H0 assortment under:



43546 M2 Passenger Car Set

The class 1 steam locomotive to go with this car set:



39480 Class 1 Steam Locomotive

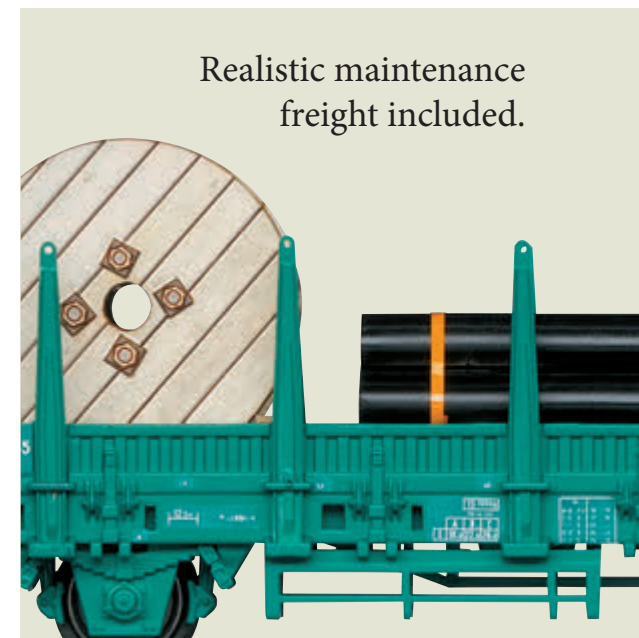





49956 Maintenance Car Set

Prototype: 3 different Belgian State Railways (SNCB), B-Cargo, freight cars. One (1) two-axle type Ks stake car, one (1) type Res four-axle stake car, European standard design with a length of 19.90 meters / 65 feet 3-7/16 inches, and one (1) type Gbs boxcar. The car looks as it did in 2003.

Model: The type Ks stake car is a two-axle car. Its side walls are based on a pressed metal prototype with 20 stake holders. The stakes are included. The car is loaded with a cable drum, pipe, and a crate. The type Res stake car is a four-axle car. It has type Y 25 welded trucks. It also has a metal insert for good running characteristics. The stakes can be turned down. The car has many separately applied details. It is loaded with a construction container, barrels (included), and a crate. The boxcar is a type Gbs. Total length over the buffers approximately 55 cm / 21-5/8".



49956

37602



37602 Class 55 Diesel Locomotive as a Double Unit

Prototype: Belgian State Railways (SNCB/NMBS) class 55 diesel locomotive as a double unit. TVM towing locomotive for the TGV, Thalys, etc.

Model: The two locomotives function as a double unit. One locomotive has a digital decoder and extensive sound functions. It also has controlled high-efficiency propulsion. 3 axles powered. Traction tires. The triple headlights and dual red marker lights change over with the direction of travel, will work in conventional operation, and can be controlled digitally. The second locomotive has headlights and marker lights at one end that change over with the direction of travel.

Length over the buffers approximately 45 cm / 17-3/4".

Highlights:

- Digital decoder with extensive sound functions.
- Class 55 as a double unit to serve as a towing locomotive for the TGV, Thalys, etc.

Digital Functions	CU	MS	MS 2	CS 1	CS 2/3
Headlight(s)					
Sound of Couplers Engaging					
Diesel locomotive op. sounds					
Horn					
Direct control					
Sound of squealing brakes off					
Headlight(s): Cab2 End					
Letting off Air					
Headlight(s): Cab1 End					
Conductor's Whistle					
Rail Joints					





46307 Hopper Car Set

Prototype: Three type Tds hopper cars painted and lettered for the Luxembourg State Railways (CFL) and two hopper cars of the same type painted and lettered for the firm Wagon Care Capital (WCB). The cars look as they did in 2019.

Model: The cars are intricately constructed and have many separately applied details. The cars have separately applied chute extensions. They also have a load of ballast. All of the cars have different car numbers. They are individually packaged.

Total length over the buffers approximately 57 cm / 22-7/16".

DC wheel set E700580.

Highlights:

- All of the cars are loaded with ballast.
- Very intricate construction.
- Car type ideal for unit train use.

The ROBEL powered track car to go with this set can be found under item number 39544.





39544 ROBEL Powered Track Car

Prototype: ROBEL powered track car based on the class 700 of the Luxembourg State Railways (CFL). With a movable loading crane. Used for maintenance and monitoring. The unit looks as it did in 2020.

Model: The model has an mfx+ digital decoder and extensive sound functions. It has controlled high-efficiency propulsion. The model has a compact design maintenance-free motor. 2 axes powered. The model has separately applied grab irons on the cab. The triple headlights and dual red marker lights change over with the direction of travel and can be controlled digitally. The headlights at Locomotive Ends 2 and 1 can be turned off separately in digital operation. The model has the double "A" light function. Maintenance-free warm white and red LEDs are used for the lighting. The cab has interior details and controllable interior lighting. The loading crane can be turned by a motor and can be controlled digitally. Length over the buffers 13.4 cm / 5-1/4".

This product was done in cooperation with the firm Viessmann Modellspielwaren GmbH.

Highlights:

- **Loading crane can be controlled digitally.**
- **mfx+ digital decoder and full sound features included.**

Digital Functions	CU	MS	MS 2	CS 1	CS 2-3	CS 2-3
Headlight(s)						Surrounding sounds
Rotate Crane Boom						Cab Radio
Diesel locomotive op. sounds						Dialog
On/off function F3						Dialog
Direct control						Dialog
Sound of squealing brakes off						Surrounding sounds
Headlight(s): Cab2 End						
Flashing Warning Light						
Engineer's cab lighting						
Headlight(s): Cab1 End						
Horn						
Locomotive whistle						
Compressor						
Surrounding sounds						
Surrounding sounds						
Surrounding sounds						

– With Update 3.55 also up to 32 functions for the MS2

A freight car set to go with this unit can be found under item number 46307.

Loading crane can be controlled digitally





37174 Class V 142 Diesel Locomotive

Prototype: Servizi Ferroviari (SerFer) class V 142 diesel locomotive. Former DB class V 100. Road number V 142-23. The locomotive looks as it did in 2002.

Model: The locomotive has an mfx+ digital decoder and extensive sound functions. It also has controlled high-efficiency propulsion with a flywheel, centrally mounted. All 4 axes powered by cardan shafts. Traction tires. Triple headlights and dual red marker lights change over with the direction of travel, will work in conventional operation, and can be controlled digitally. The headlights at Locomotive Ends 2 and 1 can be turned off

separately in digital operation. When the headlights are off at both ends of the locomotive, then the double "A" light function is on at both ends. Maintenance-free warm white and red LEDs are used for the lighting. The locomotive has detailed buffer beams. Brake hoses that can be installed on the locomotive are included. Length over the buffers 14.1 cm / 5-9/16".



Digital Functions	CU	MS	MS 2	CS1	CS2-3
Headlight(s)					
Whistle for switching maneuver					
Diesel locomotive op. sounds					
Horn					
Direct control					
Headlight(s): Cab2 End					
Switching maneuver					
Coupler sounds					
Headlight(s): Cab1 End					
Sound of squealing brakes off					
Blower motors					
Compressor					
Letting off Air					
Sanding					
Replenishing fuel					
Rail Joints					

TRIX

This model can be found in the Trix H0 assortment under item number 22368.





47107 Type Res Low Side Car Set

Prototype: 2 four-axle type Res low side cars with ribbed steel side walls and stakes that can be turned down. Freight car of Trenitalia, a subsidiary of the Italian State Railroad (FS). European standard design with a length of 19.90 meters / 65 feet 3-7/16 inches. Each car loaded with rolls of wire. The cars look as they did around 2017.

Model: The cars have type Y 25 trucks. They also have a metal insert for good running characteristics. The underbody detailing is specific to the car. The car has many separately applied details. Both cars are individually packaged and there is a master package. Length over the buffers approximately 46 cm / 18-1/8". DC wheel set E700580.

Highlights:

- Different car numbers.
- Both cars loaded with a reproduction of rolls of wire.





46309 Hinged Roof Car Set

Prototype: Five type Tdgrrs hinged roof cars painted and lettered for the Danish State Railways (DSB). Set consists of six pairs of cars permanently coupled in pairs in the prototype. Version with hinged roof cover for the load area. The cars look as they did at the end around 2000.

Model: The cars are intricately constructed and have many separately applied details. The cars have separately applied chute extensions. The hinged roof can be opened. The pairs of cars are connected with a permanent prototype coupling. All of the cars have different car numbers. They are individually packaged.

Length over the buffers per pair of cars approximately 22.5 cm / 8-7/8"; total length over the buffers approximately 135 cm / 53-1/8".
DC wheel set E700580.

Highlights:

- Hinged roof covers can be opened.
- Car type ideal for unit train use.
- Very intricate construction.





46933 Type Kls Low Side Car

Prototype: 2-axle type Kls low side car as a privately owned car painted and lettered for the Danish track laying firm Aarsleff Rail A/S. Loaded with a 20-foot box container. The car looks as it did in 2019.

Model: The car is loaded with a 20-foot box container that can be removed.

Length over the buffers 15.7 cm / 6-3/16". DC wheelset E700580.

Highlights:

✦ **Container is removable.**

The ROBEL powered track car to go with this car can be found under item number 39543.



48842 Type Slmmps Heavy-Duty Flat Car Set


Prototype: Two Danish State Railways (DSB) type Slmmps heavy-duty flat cars, loaded with Leopard 1A5 combat tanks for the Danish Army.

Model: The heavy-duty flat car frames are constructed of metal. Load restraints are included. The models of the military vehicle have an underbody and superstructure constructed of metal. Caterpillar tracks and

other separately applied components are made of detailed plastic parts. The turret and the weapon can be moved. The units have authentic paint schemes. The units are lettered with identifying marks. The models of the military vehicle come from Schuco. The cars and tanks are individually packaged. Total length over the buffers approximately 37.5 cm / 14-3/4". DC wheelset E700580.

Highlights:

✦ **Prototypical Danish Army variation of the Leopard.**





39543 ROBEL Powered Track Car

Prototype: ROBEL class 54.22 powered track car as ARAIL 70004 "Pernille" for the Danish track construction firm Aarsleff Rail A/S. With a movable loading crane. Used for maintenance and monitoring. The unit looks as it did in 2020.

Model: The model has an mfx+ digital decoder and extensive sound functions. It has controlled high-efficiency propulsion. The model has a compact design maintenance-free motor. 2 axles powered. The model has separately applied grab irons on the cab. The triple headlights and dual red marker lights change over with the direction of travel and can be controlled digitally. The headlights at Locomotive Ends 2 and 1 can be turned off separately in digital operation. The model has the double "A" light function. Maintenance-free warm white and red LEDs are used for the lighting. The cab has interior details and controllable interior lighting. The loading crane can be turned by a motor and can be controlled digitally. Length over the buffers 13.4 cm / 5-1/4".

Highlights:

- **Loading crane can be controlled digitally.**
- **mfx+ digital decoder and full sound features included.**

This product was done in cooperation with the firm Viessmann Modellspielwaren GmbH.

Loading crane can be controlled digitally

Digital Functions	CU	MS	MS2	CS1	CS2-3	CS2-3
Headlight(s)						
On/off function F1						
Diesel locomotive op. sounds						
On/off function F3						
Direct control						
Sound of squealing brakes off						
Headlight(s): Cab2 End						
Flashing Warning Light						
Headlight(s): Cab1 End						
Engineer's cab lighting						
Horn						
Locomotive whistle						
Compressor						
Surrounding sounds						
Surrounding sounds						
Surrounding sounds						

– With Update 3.55 also up to 32 functions for the MS2






47138 Set Type Sgns 88 Freight Car Set

Prototype: Four four-axle KLV type Sgns 88 flat cars in a silk gray basic paint scheme. Privately owned cars of AAE Cargo AG, leased to Rush Rail. The cars have ExTe SR12 wooden load frames, support beams, and end wall grills, for transporting logs. The cars look as they did in 2014.

Model: The cars have type Y 25 welded trucks. The car floors are prototypically partially open and constructed of metal. They have striking fish belly side sills. Each flat car can be equipped with 9 ExTe SR12 stakes, 3 support beams, and 2 end wall grills. The ExTe stakes, support beams, and end wall grills are included for attaching to the cars. All of the cars have different car numbers and are each individually packaged. There is also a master package.

Total length over the buffers 91.5 cm / 36". DC wheel set per car E700580.

All of the cars have different car numbers and are each individually packaged



47138

39068



39068 Class 66 Diesel Locomotive

Prototype: Type JT42CWR diesel electric freight locomotive, better known as Class 66. RushRail, Sweden, diesel locomotive. The locomotive looks as it did in 2012.

Model: The locomotive has an mx+ digital decoder and extensive sound and light functions. It also has controlled high-efficiency propulsion with a flywheel, centrally mounted. 4 axles powered using cardan shafts. Traction tires. The triple headlights and dual red marker lights change over with the direction of travel, will work in conventional operation, and can be controlled digitally. The headlights at Locomotive End 2 and 1 can be turned off separately in digital operation. When the headlights are off at both ends, the "Double ,A' Light" function is on. The cab lighting can be controlled digitally. The control desk lighting can be controlled digitally. Other light functions such as long-distance headlights, special switching signs, and a blinking light can be controlled digitally. Maintenance-free, warm white and red LEDs are used for the lighting. The locomotive has a factory-installed smoke generator with dynamic smoke exhaust. It also

has many separately applied details. The locomotive has detailed buffer beams. Brake hoses that can be installed on the locomotive are included. End skirting is included that can also be installed on the buffer beam. Length over the buffers approximately 24.7 cm / 9-3/4".

Highlights:

- Tooling change.
- Cab lighting can be controlled digitally.
- Control desk lighting can be controlled digitally.
- Factory-installed smoke generator with dynamic smoke exhaust.

Digital Functions	CU	MS	MS 2	CS1	CS2-3	CS2-3
Headlight(s)						Blower motors
Smoke generator						Light Function
Diesel locomotive op. sounds						High Pitch Horn
High Pitch Horn						Switching maneuver
Direct control						Compressor
Sound of squealing brakes off						Letting off Air
Rear Headlights off						Sanding
Low Pitch Horn						Sound of Couplers Engaging
Front Headlights off						Coupler sounds
Engineer's cab lighting						Replenishing fuel
Long distance headlights						Warning announcement
Light Function						Warning announcement
Light Function1						Operating sounds
Light Function 2						
Light Function 3						
Low Pitch Horn						

- With Update 3.55 also up to 32 functions for the MS2

Dynamic smoke exhaust included

TRIX

This model can be found
in the Trix H0 assortment
under item number 22997.



See Page 159 for an explanation of the symbols and age information.




46628 Spherical Container Car Set

Prototype: Two Swedish State Railways (SJ) type Ucs spherical container cars.

Model: The cars have partially open frames. The lines, platforms, and other details are separately applied. The cars have different lettering and car numbers. The cars are individually packaged and identified. There is also a master package.

Length over the buffers per car approximately 10.5 cm / 4-1/8".

DC wheel set E700580.



37244 Class Di5 Diesel Locomotive

Prototype: Norwegian State Railways (NSB) class Di5 diesel switch engine. Diesel hydraulic drive with a jackshaft. Road number Di5 870. The locomotive looks as it did around 1988.

Model: The locomotive has an mfx+ digital decoder and extensive sound functions. It also has controlled high efficiency propulsion. 3 axles and a jackshaft powered. Traction tires. The locomotive has new Telex couplers front and rear that can each be controlled separately in digital operation. It also has coupler maneuvers. The triple headlights change over with the direction of travel, will work in conventional operation, and can be controlled digitally. The double "A" light function can be controlled.

The handrails are made of metal.

Length over the buffers 12.0 cm / 4-3/4".

Highlights:

- **New Telex couplers front and rear that can be controlled separately in digital operation.**
- **Coupler maneuvers included.**
- **mfx+ World of Operation digital decoder with light and sound functions.**



Digital Functions	CU	MS	MS2	CS1	CS2-3
Headlight(s)					
Telex coupler on the rear					
Diesel locomotive op. sounds					
Horn					
Telex coupler on the front					
Direct control					
Coupler procedure for uncoupling					
"Switcher Double "A" Light"					
Switching maneuver					
Whistle for switching maneuver					
Sound of squealing brakes off					
Blower motors					
Brake Compressor					
Letting off Air					
Replenishing fuel					
Sanding					
Rail Joints					

– With Update 3.55 also up to 32 functions for the MS2



18026 Tempo Low-Side Truck (2 pcs.) Vehicle Set

Prototype: Tempo low-side truck.

Model: The set consists of one each Tempo low-side truck in ruby red and in pigeon blue paint schemes.


This is a remake of the earlier 8026 model. The vehicles have die-cast zinc superstructures. They also have metal wheels with rubber tires.

The scale is approximately 1:45.

Vehicle length each approximately 9.1 cm / 3-9/16".

Highlights:

- Superstructures constructed of metal.
- Perfect addition to the popular series of replica vehicles such as 18023, 18032, 18031, 18034, 18029, or also 18030.
- Certificate of authenticity.
- Cardstock packaging in an historic design.



Exclusively for Insider Club Members.

Manual



03093 "Controlling Digitally with the Central Station 3" Model Railroad Manual

This book is an extensive description of the Märklin Digital system. It contains all of the essential information about the Central Station 3 with Software Version 2.0. Focal points are control with the Central Station 3, conversion to digital locomotive operation, tips for automated processes. 190 pages in the DIN A4 format. English language version.

New! English language version

03083 Manual in German

This manual in German can be found in the Märklin assortment under item number 03083.

Highlights:

- Contains all of the essential information about the Central Station 3 with Software Version 2.0.
- Basics about digital control with the CS 3.
- Controlling locomotives digitally.
- Basics about circuits.
- Practical information about layout building.



Everything about Märklin Digital

A small, fine, and helpful brochure all about the subject of Märklin Digital. This brochure is available at your local specialty dealer.





Perfection in the Scale of 1:220

Perfection in the scale of 1:220 is the popular Z Gauge among Märklin model railroad fans. It has affectionately been called "Mini-Club" too for decades as a symbol for exclusive fine mechanics in railroad model building.

Straight into the track is the name this year for the exclusive railroad maintenance theme of the MHI. Pulled by a class 212, there is a crane car with a movable crane cab to help the tracklaying group. Our Z Gauge manufacture opens its doors with the current third part of the Investment Casting Edition and is presenting in the form of a class V 200.0 one of the first diesel road engines of the German Federal Railroad and a symbol of the Economic Miracle Years.

Travel was elegant in Era II, in which a skirted express train passenger car set was pulled by powerful class E 18. A steam locomotive of the impressive class 042 follows powerfully on the main line together with type Tbis 871 freight cars to go with it and as new tooling.

It then gets modern with our diesel locomotives of the newer eras. Accompanied by freight and container transport cars to go with them, they will form impressive unit trains on your layout.

Also attractive is our large program of other passenger and freight cars. From congenial passenger commuter service to heavy freight transport, there is a lot waiting to be discovered for your Z Gauge.

Off to the Track



87761 Railroad Maintenance Car Set

Prototype: German Federal Railroad (DB) railroad maintenance and freight car set consisting of: crew and workshop cars (type BD3yg rebuild cars), rest car (type B3yg rebuild car), tool car (based on boxcar), type Klm 441 gondola, and type E 037 gondola with high side walls. All of the cars look as they did in Era IV.

Model: All of the cars have fine, prototypical paint schemes. 10 rails are included as a load. The cars are not available separately. Total length over the buffers approximately 280 mm / 11".

One-time production for the Märklin Dealer Initiative (MHI).

10 rails included as a load





88214 Class 212 Diesel Locomotive

Prototype: German Federal Railroad (DB) class 212 lightweight general-purpose locomotive in the crimson paint scheme of Era IV.

Model: The locomotive has a motor with a bell-shaped armature. Both trucks and all axles powered. The headlights / marker lights are maintenance-free warm white / red LEDs that change over with the direction of travel.
Length over the buffers 60 mm / 2-3/8".

Highlights:

- Motor with a bell-shaped armature.
- Warm white / red LED headlights / marker lights.
- Extensive paint scheme and imprinting.

One-time production for the Märklin Dealer Initiative (MHI).



86572 Track Laying Add-On Set

Prototype: 1 low side car, 1 crane tender car, and 1 crane car for a German Federal Railroad (DB) track laying group. The cars look as they did in Era IV.

Model: The crane has a rotating cab, movable boom, and boom supports. The crane hook can be raised and lowered using a hand crank. The crane tender car is finely imprinted and the low side car includes a load insert "Tools".
Total length 135 mm / 5-5/16".

Highlights:

- The crane car includes real working functions, which can be operated by hand.

One-time production for the Märklin Dealer Initiative (MHI).



Car Sets to Go with Our Insider Model



82326 Tank Car Set

Prototype: Three 2-axle tank cars with brakeman's platforms. 1 "Hobum" car, 1 "EVA" car, 1 "F. Thörl" car. The cars are used on the DB and they look as they did in Era III.

Model: All 3 tank cars are modelled prototypically. The cars have black solid wheels.

Total length over the buffers 124 mm / 4-7/8".

The cars are not available separately.



82153 Sliding Roof / Sliding Wall Car Set

Prototype: Two German Federal Railroad (DB) type Tbes-t-68 two-axle sliding roof / sliding wall cars. End platforms included. The cars look as they did around 1963.

Model: The cars are new tooling with separately applied end platforms.

Both cars have different car numbers.

Length over the buffers 130 mm / 5-1/8".

Highlights:

- New tooling.
- Separately applied end platforms.



A technical treat for all Z Gauge fans: The switching and freight locomotive, road number V 188 001, comes doubled: as a double diesel locomotive, permanently coupled together by a coupling drawbar. Finely constructed in metal, a high performance motor working in each locomotive half. A powerhouse exclusively for Club members.



88150 Double Diesel Locomotive, Road Number V 188 001

Prototype: German Federal Railroad (DB) double diesel locomotive, road number V 188 001 a/b in a crimson paint scheme of Era IIIb. Converted version with Maybach motors without roof extensions. 4 sand boxes included per side and locomotive half. Exhaust for Webasto equipment in a mushroom shape. Based at Gemünden/Main.

Model: This locomotive is completely new tooling, and the frames and bodies are constructed mostly of metal. Both locomotive halves are motorized, all axles powered respectively. The locomotive has motors with a bell-shaped armature. The two locomotives are permanently coupled together by a coupling drawbar. The headlights / marker lights change over with the direction of travel 3 each warm white / 2 each red with maintenance-free LEDs. The engine room is lighted and has interior details indicated. The locomotive has a high level of detailing with a fine, extensive paint scheme and lettering. Length over the buffers approximately 103 mm / 4-1/16".



Both locomotive halves motorized with all axles powered



Highlights:

- ✓ Completely new tooling for Insider members.
- ✓ Both locomotive halves motorized with all axles powered.
- ✓ Warm white / red LED headlights / marker lights.
- ✓ Frames and bodies constructed of metal.
- ✓ Engine room lighting.
- ✓ Engine room interior modelled.

Exclusively for Insider Club Members.



Still not a club member? Register here www.maerklin.de/clubs



Factory Model – Part 3 of the Collector Series



86606 Type VH 14 Boxcar in Real Bronze

Prototype: Type VH 14 boxcar (livestock car).
Version with a brakeman's cab.

Model: The car body and floor are cast in bronze and have a transparent protective coating. The solid wheels are black nickel-plated.
Length over the buffers 40 mm / 1-9/16".

One-time limited series.

Highlights:

- From the Märklin Z Manufacturer Model Investment Casting Edition.
- Car body and floor cast in real bronze.

Quality in the Smallest of Space

A team, with creative and experienced members, builds with all its passion models, which would have never existed this way with classic production methods.

The bronze investment casting process has matured to perfection in our company thanks to much manual labor, passion, and experience. The transparent protective paint job enables you to experience particularly the pure metal and the intricate details of the Märklin Z Factory Models in the **Investment Casting Edition**.

*Cast in Bronze,
a Gem for Generations*





88207 Class V 200 Diesel Locomotive in Real Bronze

Prototype: German Federal Railroad (DB) class V 200.0 (former V 200.0) heavy diesel hydraulic general-purpose locomotive, Eras III/IV.

Model: Continuation of the series of bronze manufacturer models. The body/superstructure is cast in real bronze using craftsmanship and is given a clear protective coating. The locomotive has a fine, balanced color design in bronze and black tones. It also is equipped with a motor with a bell-shaped armature. White/red LEDs are used for lighting. They change over with the direction of travel. Both trucks with all axles are powered. The lettering is reduced in favor of the bronze appearance. The locomotive has a reworked body mounting. Length over the buffers 84 mm / 3-5/16". The locomotive comes in refined special packaging consisting of a black wooden case with a certificate of authenticity.

Highlights:

- From the Märklin Z Manufacturer Models Bronze Investment Casting Edition.
- Motor with a bell-shaped armature.

Continuation of the series of bronze manufacturer models.
Body cast in bronze using craftsmanship.
Collector edition.

Previous models from the Märklin Z
Manufacturer Models Investment Casting Edition:
Sold out at the factory



88565 Class Ce 6/8 III "Crocodile" Electric Locomotive



88932 Class 85 Steam Locomotive



82170 Type GI Dresden Boxcar in Real Bronze



82389 Refrigerator Car in Real Bronze

Travel in Era II



88083 Class E 18 Electric Locomotive

Prototype: German State Railroad (DRB) class E 18 as it looked in Era II.

Model: The model has a motor with a bell-shaped armature. The locomotive can be run off catenary. The paint scheme and lettering are finely executed. All of the driving axles powered. The triple headlights change over with the direction of travel. Maintenance-free warm white LEDs are used for the headlights. Length over the buffers approximately 76 mm / 3".



87352 Express Train Skirted Passenger Car Set

Prototype: 5 German State Railroad (DRB) express train skirted passenger cars, 1 each type AB4ü express train passenger car, 1st/2nd class, 2 each type C4ü express train passenger cars, 3rd class, 1 each type ABC4ü express train passenger car, 1st/2nd/3rd class express train passenger car, and 1 each Mitropa type WR4üe skirted dining car. The cars look as they did in Era II.

Model: This is a five-part express train passenger car set consisting of four different express train skirted passenger cars and a skirted dining car. The cars have correct paint schemes and lettering. All of the cars have close coupler hooks. Total length over the buffers 520 mm / 20-1/2". These cars are not available separately.

Highlights:

➤ Motor with a bell-shaped armature.



Highlights:

➤ Close coupler hooks.



87352

88083



86010 Hinged Roof Hatches Car Set

Prototype: 3 type K Wuppertal (15 metric ton load weight) gondolas with hinged roof hatches, handbrakes, and brakeman's cabs. The cars look as they did in Era II around 1931.

Model: The 3 hinged roof hatches cars have brakeman's cabs. The hinged roof hatches can be opened. All of the cars have black nickel-plated spoked wheels.

Total length over the buffers 103 mm / 4-1/16".

Hinged roof hatches can be opened



82327 Type O 10 Freight Car Set

Prototype: 2 type O 10 gondolas with a Tempo A400 delivery vehicle. The railroad cars and the delivery vehicle look as they did in Era II.

Model: The 2 gondolas have prototypical paint schemes, lettering, and traces of weathering. Also included is a Tempo delivery vehicle constructed of metal, with rubber tires, and able to be rolled.

Length over the buffers approximately 69 mm / 2-3/4".

Tempo A400 delivery vehicle constructed of metal included



"Thunder Boxes" – German Federal Railroad (DB) Standard Design Cars

The prototypes of the two-axle cars for passenger trains originally still had wooden roofs and interior walls. Later they were built completely of steel. The type 29 was done in all steel construction. By today's standards, the cars were very loud and rumbled very much. Popular usage therefore gave rise to the nickname "Donnerbüchse" / "Thunder Boxes". On the German Federal Railroad, they were indispensable in commuter and branch line service in the postwar period.



87512 "Donnerbüchse" / "Thunder Box" Standard Design Passenger Car

Prototype: German Federal Railroad (DB) type Bi corridor car. 2nd class. The car looks as it did in Era IIIa.

Highlights:

- Different car number from 87511.



87501 "Donnerbüchse" / "Thunder Box" Standard Design Passenger Car

Prototype: German Federal Railroad (DB) type BCi corridor car. 2nd/3rd class. The car looks as it did in Era IIIa.



87511 "Donnerbüchse" / "Thunder Box" Standard Design Passenger Car

Prototype: German Federal Railroad (DB) type Bi corridor car. 2nd class. The car looks as it did in Era IIIa.



87521 "Donnerbüchse" / "Thunder Box" Standard Design Baggage Car

Prototype: German Federal Railroad (DB) type Pwi baggage car. The car looks as it did in Era IIIa.



87521

87512

87511

87501

88744

*All of the cars are finely imprinted
Lower edges of the car include lettering
Length over the buffers 63 mm / 2-1/2"*

The Class 64 – The “Bubikopf” as a Jack-of-all-Trades (almost). Between 1928 and 1940, many famous locomotive builders in Germany participated in creating the class 64. As part of the standard design program for the German State Railroad Company, the class 64 was also closely related to other locomotive classes, in particular the class 24, which supplied the boiler and the frame for the driving wheels. A total of 520 units were built of this 12.4 meter / 40 foot 8-3/16 inch long standard design passenger tank locomotive with a 2-6-2T wheel arrangement. Due to its lower axle load and maximum speed of 90 km/h /

56 mph, it could be used on almost all routes, and its successful design allowed a broad range of applications. Its home base was passenger train service, but lightweight limited stop fast passenger trains and many a freight train were also among its tasks, which it mastered with bravura. World War II and the division of Germany left behind deep traces in the case of the class 64. The German Federal Railroad acquired 278 locomotives; 115 went to the German Federal Railroad of East Germany and one locomotive remained in Austria. Like many other classes, the class 64 also acquired a nickname. A modern woman’s hairstyle of the time

(bobbed hair) was the inspiration for this sturdy, compact locomotive. To what extent this was flattering to the world of women or to the profession of hairstylists is debatable, but to the German Federal Railroad the class 64 was a reliable partner for crews and passengers right up to its retirement in 1974. The museum locomotives that have been preserved enjoy endless popularity.



88744 Class 64 Steam Locomotive

Prototype: German Federal Railroad (DB) class 64 steam tank locomotive as it looked in Era IIIa.

Model: The model is finely detailed. The locomotive body and frame are constructed of metal. The brake rigging, rail clearance devices, etc. on the underside of the locomotive are modelled. The locomotive has finely detailed, working valve gear and side rods. It also has larger buffer plates. The locomotive has welded water tanks, does not have central locking on the smoke box, and does not have a bell. The triple headlights change over with the direction of travel. Warm white LEDs are used for the headlights. The locomotive has a motor with a bell-shaped armature. All 3 coupled axles are powered. The wheels are black nickel-plated. Length over the buffers approximately 57 mm / 2-1/4".

Highlights:

- Metal locomotive frame and body.
- Finely detailed side rods / valve gear.
- Brake rigging and rail clearance devices modelled.
- Motor with a bell-shaped armature.
- Warm white LEDs for the headlights.



Timelessly Elegant and Still Popular Today



88088 Class E 18 Electric Locomotive




Prototype: German Federal Railroad (DB) class E 18 as it looked in Era III.

Highlights:

➤ **Motor with a bell-shaped armature.**

Model: The model has been converted to a motor with a bell-shaped armature. The locomotive can be run off catenary. The paint scheme and lettering are finely executed. All of the driving axles powered. The triple headlights change over with the direction of travel. Maintenance-free warm white LEDs are used for the lighting. Length over the buffers approximately 76 mm / 3".



82337 "Coal Loading" Theme Set

Prototype: DB type O 10 gondola and a Fuchs type 300 power shovel with a coal shovel. The railroad car and the power shovel look as they did in Era IIIb.

Model: The type O 10 high-side gondola has an extensive paint scheme and is loaded with a load insert of "real coal". Length over the buffers 40 mm / 1-9/16".

The Fuchs power shovel is constructed of metal, the power shovel upper superstructure can be turned, and it comes in a prototypical steel blue / black paint scheme with a coal shovel.

Highlights:

➤ **Fuchs power shovel in a new prototypical paint scheme.**



The units are for replicating a loading scene for coal or for auxiliary coaling



88772 Class V 36 Diesel Locomotive

Prototype: German Railroad, Inc. (DB AG) road number V 36 108, museum locomotive from the DB Museum in Nürnberg as it currently looks in real life.


Model: The locomotive has a motor with a bell-shaped armature. Warm white / red LEDs are used for the triple headlights and dual red marker lights that change over with the direction of travel. The frame and hood are constructed of metal. All axles powered. lighting. The locomotive has a finely done, prototypical paint scheme and lettering. The locomotive comes in an exclusive wooden case. Length over the buffers 42 mm / 1-5/8".

Highlights:

- Continuation of the museum locomotives edition.
- Delivery in a wooden case.
- Limited series of 499 pieces.



This exclusive Museum locomotive is available in a limited series of 499 pieces



Road number
V 36 108 from the
DB Museum in
Nürnberg.



Freight by Rail



87094 Automobile Transport Car

Prototype: German Federal Railroad (DB) type DDm 915 automobile transport car in the chrome oxide green paint scheme. The car looks as it did in Era IV.

Model: The car has a fine, prototypical paint scheme and lettering. It also has close coupler hooks at both ends. Length over the buffers approximately 120 mm / 4-3/4". Minimum radius for operation 195 mm / 7-11/16".

Highlights:
➤ Close coupler hooks.



82155 Sliding Roof / Sliding Wall Car Set

Prototype: Four German Federal Railroad (DB) type Tbis 871 (Klmmgks 68) two-axle sliding roof / sliding wall cars. End platforms included. The cars look as they did in the Eighties.

Model: The cars are new tooling with separately applied end platforms. All of the cars have repaired areas and different car numbers. Total length over the buffers approximately 262 mm / 10-5/16".

Highlights:
➤ New tooling for the type Tbis 871 sliding roof / sliding wall cars.
➤ All of the cars include repaired areas and different car numbers.



The massive boiler and totally open, angular cylinder block with its inboard mounted lanterns are the trademarks of these powerful class 42 steam locomotives.



88276 Class 042 Steam Locomotive

Prototype: German Federal Railroad (DB) class 042 steam freight locomotive with a new design high-performance boiler and a type 2'2'T34 oil tender. The locomotive looks as it did in Era IV.

Model: The locomotive is finely detailed construction with a high-performance boiler (new design). The locomotive body is constructed of metal and has inset cab windows along with correct modeling of the details (smoke stack, cab, vents, etc.). The sanding pipes, imitations of brakes, inductive magnet on both sides, track clearance devices, and other details on the underside of the locomotive are modelled. The valve gear and drive/side rods are finely detailed and fully functional. The locomotive has a motor with a bell-shaped armature. All four driving axles are powered. Warm white LEDs are used for the headlights. The tender has spoked wheels.

Total length over the buffers approximately 112 mm / 4-3/8".

The minimum radius for operation is 195 mm / 7-11/16".

Highlights:

- Inductive magnet on both sides.
- Locomotive running gear and body constructed of metal.
- Finely detailed valve gear and drive/side rods.
- Modeling of the braking system, inductive magnet, track clearance devices, etc.
- Motor with a bell-shaped armature.
- Inset cab windows.
- Warm white LEDs for the headlights.



82155

88276

The Classic V of Railroading History



88206 Class 220 Diesel Locomotive

Prototype: German Federal Railroad (DB) class 220 (former V 200.0) heavy diesel hydraulic general-purpose locomotive in the elegant crimson/gray paint scheme of Era IV. The locomotive looks as it did in the early Seventies.

Model: The locomotive has all axles powered. It also is equipped with a motor with a bell-shaped armature. The locomotive has dark nickel-plated wheel treads. Maintenance-free warm white/red LEDs are used for lighting. They change over with the direction of travel. The engine room

is modelled and the paint scheme is fine and complete. There are light traces of weathering on the roof. Length over the buffers 84 mm / 3-5/16".

Highlights:

- Motor with a bell-shaped armature.



81306 "Deutsche Weinstraße" / "German Wine Road" Train Set

Prototype: German Federal Railroad (DB) class 218.4 diesel locomotive and 2 pairs of type WG3yge/WG3yge rebuild cars, 2nd class, with advertising for "Deutsche Weinstraße". The train looks as it did in Era IV around 1980.

Model: The class 218 diesel locomotive has a motor with a bell-shaped armature and white/red LED headlights / marker lights that change over with the direction of travel. The 2 pairs of cars are permanently coupled in the middle respectively and have a prototypical paint scheme. Length over the buffers approximately 320 mm / 12-5/8".

Highlights:

- Motor with a bell-shaped armature.



87073

81306

IV 15+

87513 Passenger Car Set

Prototype: 4 different German State Railroad (DR/GDR) baggage / passenger cars in the bottle green paint scheme of Era IV. 1 type Daai baggage car, 3 type Baai corridor cars, 2nd class.

Model: The 4 different cars are finely painted and lettered, first time in the DR/GDR version. All of the cars have individual car numbers. The models are not available separately. Total length 252 mm / 9-7/8".

Perfect add-on for
the 88032 steam locomotive
on the following page



87513

88032

Technically, It's a Class 24

Locomotives for branch line service were not initially included in the DRG's standardized type program because the acquisition of new main line locomotives enjoyed a priority. New construction of the classes 24 (with a tender), 64, and 86 branch line units was not decided until later. The first 17 units of the class 24 were delivered in 1928 by Schichau (24 001-010) and Linke-Hofmann (24 031-037). A year later 69 units of these 90 km/h / 56 mph fast and 900 horsepower locomotives were already running in the districts of Stuttgart, Stettin, Schwerin, Regensburg, and Münster. The class 24 was in many ways similar in construction to the class 64 2-6-2T tank locomotive. The boiler placed well to the front due to the more favorable weight distribution was striking. This caused the smokestack to be offset from the cylinders compared to the other standard design locomotives. The last of the 95 units

of the class 24 were not taken until 1940. At the end of the Thirties most of these locomotives went to East Prussia and ran there on long branch lines. This resulted in their nickname "Prairie Pony". It was thus no wonder that after World War II almost half of the class 24 remained outside of the two German states. In addition to war losses, at least eight locomotives were collected by the Soviet Union. By 1950, 31 units were back in operation on the Polish State Railroad (PKP), now rostered as Oi2. The German Federal Railroad (DB) had 42 units overhauled. There their use was concentrated in the north and chiefly in the west of West Germany. As early as 1965 and 1966 the last five units were put into storage at the railroad maintenance facilities in Rahden and Rheydt. In the GDR area, only four locomotives remained after the end of the war (road numbers 24 002, 004, 009, and 021).



88032 Class 37 Steam Locomotive

Prototype: German State Railroad (DR/GDR) class 37 passenger steam locomotive. Standard design locomotive with Wagner smoke deflectors and a 3-axle tender. The locomotive looks as it did around 1970 shortly after being renumbered and has the computer-generated road number 37 1009-2. This unit came in the end to the maintenance facility in Güsten. In 1972, it was sold to a party in West Germany. There it was given its original road number 24 009.

Model: This is an improved model with fine, complete, working valve gear, imitation brakes, and a motor with a bell-shaped armature. The model has Wagner smoke deflectors. All driving axles powered. Warm white LEDs are used for the triple headlights. Length over the buffers approximately 82 mm / 3-1/4".

Highlights:

- Motor with a bell-shaped armature.
- Finely detailed model.
- Fine, working valve gear.
- Imitation brakes.
- LED headlights.



87513

88032

The all went back into operation on the GDR's German State Railroad (DR). Planned use ended here in 1968 at the maintenance facility in Jerichow, since three units had to be put into storage in 1967/68. The Transportation Museum in Dresden then took road number 24 004 under its wing as a non-operational display piece. Only road number 24 009 survived another four years under steam. As a rescue train in reserve in Güsten and Stendal, it was even given the computer-generated but somewhat strange road number 37 1009 on July 1, 1970. Since the DR units were only provided with the digits "0" and "3-9" as the first number for steam locomotives during the computer-generated new rostering, the last class 24 units had to be given a new class designation (in this case class 37). In 1972, it was allowed to go to West Germany

after being sold to the magazine Eisenbahn-Kurier, where it has remained down to the present. As early as September 24, 1972, this locomotive now designated again as road number 24 009 was used to pull special trains all over West Germany. After the DB prohibition of steam locomotives in 1977, road number 24 009 could only run on privately owned railroads in West Germany. However, it was still the first privately owned steam locomotive back on German Railroad track starting in 1993. After additional overhauls, it ran until 2007 all over Germany pulling special trains. Since then, it has been in the care of the "Steam Locomotive 24 009 Foundation" in the former maintenance facility at Gelsenkirchen-Bismarck and is waiting for better times.



Freight by Train

IV  15+

82268 DR Freight Car Set

Prototype: 3 German State Railroad (DR/East Germany) freight cars, 2 of them type Gbkl boxcars and one type Klms 3430 low side car. One type Gbkl boxcar is for transporting tetraethyl lead with appropriate warning signs. The cars look as they did in Era IVa.

Model: The cars are in different designs and are finely imprinted. The low side car does not have stakes like the prototype. The cars are not available separately. Total length over the buffers approximately 175 mm / 6-7/8".




Vorsicht	Zur Beachtung	Tetraäthylblei
<ol style="list-style-type: none"> 1. Dieser Wagen darf nur mit Tetraäthylblei-Fässern beladen werden. Jede Beladung mit anderen Gütern ist nicht zugelassen! 2. Das Öffnen der Wagentüren bevor oder während der Beladung ist verboten! 3. Werden Unregelmäßigkeiten an der Ladung festgestellt (Geruchswahrnehmung, Austritt), so ist der Wagen sofort mindestens 50 m von Gebäuden entfernt abzustellen und der Geruchsbereich gegen jegliches Betreten und Feuer abzusperren. Sofort Transportplatz und Mätker unter der Rufnummer Preussitz 205 App 445 verständigen! 4. Ausbesserungsarbeiten an Wagenkasten, Wagenboden oder an den Türen sind grundsätzlich verboten. Wenn im Eisenbahnbetrieb nötig, sofort Entscheidung des Mätkers einholen! 5. Zuwiderhandlungen gefährden die öffentliche Sicherheit und werden strafrechtlich verfolgt. 		
Ministerium für Verkehrswesen		

V  15+

86357 Sliding Tarp Car

Prototype: German Railroad, Inc., DB Cargo Business Area, type Shimmns 718 freight car, for transporting rolled steel. The car looks as it did in Era V.

Model: The sliding tarp car is extensively and finely painted and prototypically lettered, light traces of weathering also included. The car has close coupler hooks. Length over the buffers approximately 55 mm / 2-1/8".

Highlights:
 Close coupler hooks.





88136 Class 232 Diesel Locomotive

Prototype: German Railroad, Inc. (DB AG), DB Cargo Business Area class 232 "Ludmilla" heavy diesel locomotive. Crimson basic paint scheme. The locomotive looks as it did in the Mid-Nineties.

Model: The model has a motor with a bell-shaped armature. The locomotive is finely painted and lettered. The cab interiors are suggested. Both trucks powered. The locomotive has triple headlights and dual red marker lights that change over with the direction of travel. Maintenance-free warm white and red LEDs are used for the lighting. Length over the buffers about 95 mm / 3-3/4".



©Ralf Opalka, Eisenbahnstiftung



82665

88136



Freight Service Right across Europe



82665 Container Transport Car Set

Prototype: 6 German Railroad, Inc. (DB AG) KLV container transport cars. Of them 1 each type Sgs 693 container transport car with 3 each 20-foot containers, of them 2 each for "Hapag Lloyd" and 1 each for "DB TFG", 1 each type Sgs 693 container transport car with 1 each 20-foot container for Hanjin and 1 each 40-foot container for "Evergreen". 4 each type Lgjs 598 container transport cars. 1 loaded with 1 each 40-foot container for "Maersk Sealand", 1 loaded with 1 each 40-foot container for "CAPITAL", 2 loaded respectively with 2 each 20-foot tank containers for "Hoyer".

Model: All of the containers have individual registration numbers. The 20-foot containers are finely imprinted. The tank containers have fine frame construction, and they can be removed and stacked. They also have individual registration numbers.

Total length over the buffers approximately 440 mm / 17-5/16".



86356 Sliding Tarp Car Set

Prototype: 2 German Railroad, Inc., DB Cargo Business Area, type Shimms-tu 718 freight cars, for transporting rolled steel among other things. One car has advertising lettering. The cars look as they currently do in Era VI.

Highlights:

- Close couplers.

Model: The sliding tarp cars are extensively and finely painted and prototypically lettered. Both cars have close coupler hooks.

Length over the buffers approximately 112 mm / 4-3/8".





88205 Class V 270 Diesel Locomotive

Prototype: Class V 270.09 (former German Federal Railroad (DB) V 200.1 / class 221) heavy diesel hydraulic general-purpose locomotive painted and lettered for Rail Freight Logistics, Inc. (SGL). The locomotive looks as it currently does in Era VI.

Model: The locomotive has all axles powered. It also is equipped with a motor with a bell-shaped armature. The locomotive has dark wheel treads. Maintenance-free warm white/red LEDs are used for lighting. They change over with the direction of travel. The paint scheme is fine and complete. The locomotive comes in a wooden case. Length over the buffers 84 mm / 3-5/16".

Highlights:

- Motor with a bell-shaped armature.
- Schienen Güter Logistic GmbH / Rail Freight Logistics, Inc.
- Red marker lights.
- Delivered in a wooden case.



88378 Class 285 Diesel Locomotive

Prototype: Pressnitz Valley Railroad, Inc. (Press) Railroad Construction and Operating Company class 285 diesel electric locomotive. Built by Bombardier as a regular production locomotive from the TRAXX type program. The locomotive looks as it currently does in Era VI.

Model: The locomotive has a motor with a bell-shaped armature. Both trucks are powered. Maintenance-free warm white / red LEDs are used for the headlights / marker lights that change over with the direction of travel. Length over the buffers approximately 87 mm / 3-7/16".





88595 Class Re 420 Electric Locomotive

Prototype: Swiss Federal Railways (SBB) class Re 420 electric locomotive as it currently looks from the LION modernization project in 2019.

Model: The locomotive has a motor with a bell-shaped armature. All axles powered. Maintenance-free warm white / red LEDs are used for the headlights / marker lights (3 each white in the front, 1 each white in the right rear, Swiss headlight code) that change over with the direction of travel. The pilots swing out on both trucks. The power pickup can be switched from catenary to track. Length over the buffers 75 mm / 2-15/16".

Highlights:

- Motor with a bell-shaped armature.
- The pilots swing out.
- LED lighting includes Swiss headlight code.



© Sandro Gadola, www.bahnfotoschweiz.ch



82385 Type Hbbins Sliding Wall Boxcar

Prototype: Type Hbbins sliding wall boxcar. Privately owned car for the Swiss paper company Saber, Inc., Balsthal, Switzerland, with advertising lettering for Tela-Kimberly, used on the Swiss Federal Railways (SBB). The car looks as it did in Era VI around 2012.

Model: The model is made of plastic. It has black metal wheelsets and prototypical imprinting. Length over the buffers 64 mm / 2-1/2".



VI 

82418 Sliding Wall Boxcar Set

Prototype: 3 type Habbillnss high-capacity sliding wall boxcars for SBB Cargo, type Habbiiins 17 for Transwaggon, Zug, Switzerland, and type Habbiiillns for Rail Cargo Austria. The cars look as they currently do in real life.

Model: The cars have fine, prototypical paint schemes and lettering. The models are individually packaged. Total length 276 mm / 10-7/8".


IV 

87095 Automobile Transport Car Set

Prototype: 2 Austrian Federal Railways (ÖBB) type DDm 915 automobile transport cars in the pure orange paint scheme in cross border service. The cars look as they did in Era IV.

Highlights:
 Close coupler hooks.

Model: The cars have fine, prototypical paint schemes and lettering. They also have close coupler hooks at both ends. Length over the buffers approximately 120 mm / 4-3/4". Minimum radius for operation 195 mm / 7-11/16".





82427 SNCF Sliding Tarp Car Set

Prototype: 3 French State Railways (SNCF) type Rils tarp cars. European standard design, 19.90 meters / 65 feet 3-1/2 inches in length. Version with single-piece tarp and rectangular buffers. The cars look as they did in Era V.

Model: The cars have different advertising designs for Evian, Vittel, and Contrex. The car floors for all three cars are constructed of metal. Total length 276 mm / 10-7/8".



VI 

86311 "Coal Traffic" Freight Car Set

Prototype: Polish State Railroad (PKP) type Falns hopper car as it looked in Era VI, used in cross-border coal transport.

Model: The set consists of 5 type Falns hopper cars. The car bodies are made of plastic. The cars have prototypical paint schemes and lettering. The cars have close coupler hooks. Length over the buffers approximately 275 mm / 10-13/16".



Easter



80421 Easter Car for Z Gauge in 2021

Prototype: Stake car.


Model: The car comes decorated for Easter, loaded with 3 different colored, laser printed Easter eggs on a load frame. The car comes packaged in a clear Easter egg, which can be hung with the cord included with the car. Stakes in colors for Easter are also included. Length over the buffers 56 mm / 2-3/16".

Highlights:

- Cord for hanging the car is included.
- Affectionately designed packaging.

The Easter car for 2021 is presented in a clear Easter egg, which can be hung with the cord included with the car.

One-time series exclusively in 2021.



Accessories



89012 Building Kit for a Stored Type MCI-43 Freight Car

Prototype: Starting about 1943, these substitute passenger cars were purchased by the German State Railroad. Later, such cars were stored after damages and used as material cars or similar things.

Model: This is a building kit for a type MCI-43 car. This is an intricately laser-cut, exact model made of architectural quality cardstock. The superstructure includes engraved wooden struts and modelling of the steel struts and arched roof. This is a small but fine detail for layout building. Use commercially available wood glue for assembly (see your local hardware store or home improvement super market for brands of wood glue available in your area).
Dimensions approximately 50 mm x 12 mm x 13 mm /
2" x 1/2" x 1/2" (LxWxH).

Highlights:

- Suitable for many eras (II-VI).
- Intricate model.
- An important detail.





89024 Vehicle Display

Contents: 8-part vehicle display consisting of:

4 each Tempo three-wheel delivery truck with a van body in the colors zinc yellow, azure blue, fire red, pale green.

4 each Tempo three-wheel delivery truck with a flatbed as new tooling in the colors turquoise blue, pure orange, gravel gray, moss green.

All of the vehicles are individually packaged, are constructed of metal, can be rolled, have rubber tires, include front windshield window glazing, and can be used in many eras.

Highlights:

➤ **Tempo with a flatbed as new tooling.**

Small but fine detail or freight load







Very Close to the Prototype – Our Märklin 1 Gauge

With its gauge of 45 millimeters / 1-3/4 inches and a nominal size of 1:32, 1 Gauge is rightly designated among model railroaders as the Royal Gauge. No other gauge can get as exactly close in detailing and looks to the prototype as models in 1 Gauge.

Even in 1 Gauge, models are being realized with detailing, which would have been unthinkable in the past, thanks to new technical options. The completely new tooling for the Swiss “Köfferli” / “Little Suitcases” from the locomotives sheds of SBB Historic stands as a real symbol for this. This historic one-of-a-kind is convincing as a highly detailed advanced model with numerous language and sound functions.

It is no less impressive behind the locomotive coupler. Three 20-foot containers are waiting there for their load for the trip around the world. The yellow giant from the tracklaying firm H.F. Wiebe is also getting reinforcement. Loaded with a construction container, the low side car goes with the Wiebe 320 and can be added to it.

Many other 1 Gauge models this year will also bring a lot of operating enjoyment to your layout. Get ready for excitement.

The “Köfferli” / “Little Suitcases”



55526 Class Ce 6/8 I Electric Locomotive

Prototype: Swiss Federal Railways (SBB) class Ce 6/8 I of SBB Historic in a dark brown paint scheme as it currently looks in Era VI. Road number 14201.

Model: The locomotive is completely new tooling. The running gear with the main frame and locomotive body are constructed of die-cast zinc. The locomotive has many separately applied parts of centrifugal cast brass. It also has an mfx digital decoder with up to 32 functions, a built-in current buffer, controlled high efficiency propulsion, and extensive sound functions such as running sounds, vent blowers, locomotive whistle, multiple stop announcements, station announcements, background sounds at the station, and much more. The locomotive can be operated with AC, DC, Märklin Digital, and DCC. It has centrally mounted powerful motors with propulsion to all driving axles. Double-arm pantographs can be raised and lowered with servomotors in digital operation. The white LED headlights change over with the direction of travel, will work in conventional

operation, and can be controlled digitally. There is white LED lighting in the cabs that changes over with the direction of travel. The engine room lighting can be controlled. The Swiss headlight / marker light code can be done in red and white, and the oncoming train light on the front can be controlled separately. The cab doors can be opened, there are interior details, and the cab has a figure of a locomotive engineer. The locomotive has metal grab irons and many other separately applied parts such as signs, windshield wipers, whistle, and much more. The buffer beams

have sprung buffers and separately applied brake lines. The locomotive has a factory-installed, remote controlled Telex coupler on the rear and a prototype coupler on the front. Each of the couplers can be replaced by the other type of coupler (included with the locomotive). Minimum radius for operation 1,020 mm / 40-3/16". Length over the buffers 60.3 cm / 23-3/4". Weight 6.1 kilograms / 13 pounds 7 ounces.

The image shows a first hand sample



See Page 159 for an explanation of the symbols and age information.

Highlights:

- **Completely new tooling constructed of die-cast zinc and including separately applied parts of centrifugal cast brass.**
- **Highly detailed advanced model.**
- **Double-arm pantographs that can be raised and lowered with servomotors in digital operation.**
- **Digital remote controlled Telex coupler front and rear.**
- **Extremely extensive sound features.**
- **Current buffer.**
- **Prototype couplers for front and rear included.**

The side cooling lines for the transformer oil are modelled with a lot of detailing

Just like its prototype with electric lamps as a museum locomotive



Digital Functions	CU	MS	MS 2	CS1	CS2-3	CS2-3
Headlight(s)						Special sound function
Telex coupler on the rear						Special sound function
Electric locomotive op. sounds						Main Relay
Locomotive whistle						Doors Closing
Pantograph 1						Surrounding sounds
Pantograph 2						Compressor
Engineer's cab lighting						Whistle for switching maneuver
Sanding						Blower motors
Direct control						Conductor's Whistle
Sound of squealing brakes off						Switching maneuver
Interior lighting for the corridor						Special sound function
Letting off Air						Special sound function
Light Function						Special sound function
Light Function						Special sound function
Special sound function						Rail Joints
Special sound function						Telex coupler on the front

– With Update 3.55 also up to 32 functions for the MS2

In 1919, the Swiss industry delivered four test locomotives for various uses to be selected as suitable units for electric operation on the Gotthard, among them freight locomotive Fc 2x3/4 (starting in 1920: class Ce 6/8I) 12201. It was a 2-6-6-2 freight locomotive taking into special account the line conditions on the Gotthard. It could pull a maximum of 860 metric tons up a 1.2% grade. Its locomotive body rode on two three-axle power trucks, each of which was driven by two traction motors using jackshafts, driving rods, and side rods. Originally planned only as a six-axle unit, the electrical part turned out to be so heavy that two additional pilot wheel sets as well as small hoods became necessary. Due to these hoods, the unit was quickly given the nickname “Köfferli-Lok” / “Little Suitcases Locomotive”, but “Schlotterbeck” or (approximately) “Shuttering Tank” also gained popularity due to its rough riding.



The complete story about the “Köfferli” / “Little Suitcases” can be found online.



Faster by Rail

The container began its success story quite recently: In 1966, the first containers were loaded in all of Europe in Bremerhaven. Since then, this form of transport has constantly recorded growth figures. In 1969, worldwide container handling amounted to just 700,000 TEU (TEU = Twenty-Foot Equivalent Unit = a load unit of 20 feet length and 8 feet width, defines the number of standard containers, which can be loaded). In 1982, it was already 17 million TEU, at the turn of the millennium already 236 million TEU and in 2017 about 720 million TEU. Worldwide,

container traffic as a share of ocean freight has reached around 75% – the trend continues to grow. For universal use on as many means of transport as possible, ocean and inland ships, by rail and by truck – in as many countries as possible, a standard dimension had to be defined. Thus arose after weary negotiations in 1968 the first ISO container as a 20-foot standard container with a length of 20 feet (6.1 meters). Additional standard sizes followed with the standard lengths of 40 feet (12.2 meters), 45 feet (13.7 meters), 48 feet (14.6 meters), and 53 feet (16.2 meters).

IV  15+

58710 Type Sgjs 716 Multi-Use Container Transport Car

Prototype: German Federal Railroad (DB) type Sgjs 716 loaded with three 20-foot box containers for “DB-TFB” (TFG Transfreight).
Car number 31 80 443 7 609-9.

Model: The four-axle flat car has stakes on the sides that can be turned down. The car is loaded with three 20-foot containers. All of the containers can be removed. The doors on one end of the containers can be opened prototypically. The car’s frame is constructed mostly of metal. The car has hinged drive-over plates. It also has solid wheels. The minimum radius for operation is 1,020 mm / 40-3/8“. Length over the buffers 65.5 cm / 25-3/4“.

Highlights:

- Containers are removable.
- Different container registration numbers.



Just like its prototype, the type
Sgjs 716 has lower crossover plates,
which can be folded down



Also just like its prototype,
the stakes for the car can be
lowered below the upper edge
of the load surface

Freight Car

VI  15+

58805 Gondola

Prototype: German Railroad, Inc. (DB AG) type Eaos 106 high side gondola as it looks in Era VI. Car number 31 80 534 1 693-5.

Model: The frame and car body are made of plastic with many separately applied details and fine lettering. First time to realize this car type for the current era. Minimum radius for operation 1,020 mm / 40-3/16". Length over the buffers 43.8 cm / 17-1/4".



VI  15+

58806 Gondola

Prototype: German Railroad, Inc. (DB AG) type Eaos 106 high side gondola as it looks in Era VI. Car number 31 80 534 5 250-0.

Model: The frame and car body are made of plastic with many separately applied details and fine lettering. First time to realize this car type for the current era. Minimum radius for operation 1,020 mm / 40-3/16". Length over the buffers 43.8 cm / 17-1/4".



VI  15+

58275 Low Side Car

Prototype: Privately owned type KIs low side car for the track laying firm H.F. Wiebe with a construction container as it and the car look in Era VI.

Model: The low side car (former stake car) has a kit for a construction container finely laser-cut from architectural quality cardstock. The car body sits on a standard frame with truss rods. The wheels have dark nickel-plated treads. The minimum radius for operation is 600 mm / 23-5/8". Length over the buffers 31.5 cm / 12-1/2".



This low side car is the ideal add-on for the giant in track laying from the firm H.F. Wiebe (item number 55326)



Museum Car for 2021



80032 Z Gauge Museum Car for 2021

Prototype: DB type GI 11 boxcar (former DRB "Dresden" Association design) with an advertising design for the firm Friedr. Dick.

Model: The freight car has detailed construction with an advertising design for the firm Friedr. Dick.

Length over the buffers 53 mm / 2-1/16".

A utility knife with a red handle and etched Märklin lettering is included.

One-time series. Available only in the Märklineum Shop in Göppingen, Germany.



48121 H0 Gauge Museum Car for 2021

Prototype: "Dresden" design type GI 22 two-axle boxcar. Short version without a handbrake, brakeman's platform, brakeman's cab, and without doors in the end walls. Privately owned car painted and lettered for the firm Friedr. Dick, Esslingen, Germany, used on the German Federal Railroad (DB). The car looks as it did around 1959.

Model: The freight car does not have end wall doors indicated.

The car has truss rods and additional running boards.

Length over the buffers 13.9 cm / 5-1/2". DC wheelset E700580.

A utility knife with a red handle and etched Märklin lettering is included.

The car comes in attractive packaging in a metal tin.

Highlights:

- H0 Museum Car for 2021.
- Utility knife with etched Märklin lettering and blade protection.
- Attractive packaging in a metal tin.

One-time series. Available only in the Märklineum Shop in Göppingen, Germany.





58008 1 Gauge Museum Car for 2021

Prototype: German Federal Railroad (DB) type G1 11 high-capacity car, with large-scale advertising for the firm Friedr. Dick, Esslingen, Germany. Car number 512 521 P.

Model: The car has a long car body with an arched roof and reproduction of the walls built with individual boards. The doors can be opened. The car has many separately applied details. It also has for the firm Friedr. Dick, Deisizau, Germany. The minimum radius for operation is 1,020 mm / 40-3/16". Length over the buffers 37.5 cm / 14-3/4". A utility knife with a red handle and etched Märklin lettering is included.

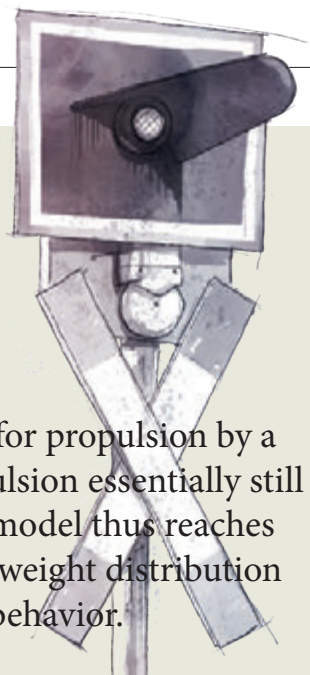
One-time series. Available only in the Märklineum Store in Göppingen, Germany.



First time with a centrally mounted motor!

Almost Silent

There are many positive arguments for propulsion by a centrally mounted motor. The propulsion essentially still goes via both trucks. A locomotive model thus reaches the best tractive effort with optimal weight distribution and almost silent, smooth running behavior.




Slender Telex Coupler

In 2018, it had its launch with the Ce 6/8 II switching Crocodile and since then it has become a staple part of Märklin speech. Thanks to its special ability to remember its initial shape, this coupler opens and closes as if by magic. A small sheet makes this possible. It reacts to an electric impulse. The real trick behind it is the alignment of the "crystal lattice". Here the actually asymmetrically aligned crystals are excited by the impulse into alignment and return to their asymmetry in the absence of an impulse.



The Special Enjoyment Factor!

When you read about digital operation with mfx+, it means roughly speaking the further development of the mfx format for the World of Operation. What is actually behind that?

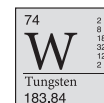
Models offering this functionality and that you recognize from symbol , are true jacks-of-all-trades in running operation on your layout.

For in standard locomotive operation, a model railroader can choose in mfx+ between the settings "Manual Refueling" and "Maintenance Facility Refueling". When you choose one of these options, there are practically no more limits on operating, trying out, and the adventure of a locomotive.

For example, have you ever brought a Jumbo alone using the cab to accelerate or for exact braking? Alternatively, have you been able to organize your diesel fuel consumption such that you ran free and open in the night?


All of this is possible with mfx+ and it can be experienced with a short press of a button. As the locomotive engineer, pay attention to your reserves, plan your route, run your locomotive proactively, and pay attention to the signals – all of this influences your run.

Have fun running
Your Märklin Team



For Clearly Better Traction Behavior

Our "plastic impregnated with metal" represents a technical innovation. With its specifically heavy mass, the metal tungsten as an addition in the molding process contributes to a clearly higher weight for a locomotive body. It thereby provides unmistakably better traction behavior to the locomotives.



The annual Club cars in H0 and Z Gauges have been among the most sought after benefits of a Club membership since the founding of the Märklin Insider Club in 1993.

The members receive an order coupon for this one-time exclusive item as part of the first Club mailing at the end of the year. This can be ordered free at your specialty dealer. The model is then delivered to the dealer. These popular cars are sometimes produced from new tooling and become available in late summer.

Märklin issued two special series with a heavy steam freight locomotive for the 20th anniversary of the Club. Both the mighty class 53.0 H0 condensation locomotive in H0 (item number 37020) and the class 96 Mallet locomotive in Z (item number 88294) are the ideal motive power for the annual cars in their respective gauges.

If you were there at the beginning, this year you can show a collection of 29 gems. Often a story can be told about the prototype of a respective locomotive or car.

All
registrations
must be in by
**March 31,
2021**

Join the Club and reserve one of the two special models.

You can do this easily and quickly online at www.maerklin.de (see Clubs).




80331 Z Gauge Insider Annual Car for 2021

Prototype: 2-axle type UC silo container car. Privately owned car painted and lettered for the firm Hoechst, Inc., used on the German Federal Railroad (DB). The car looks as it did around 1994.

Model: The car body is made of finely detailed and imprinted plastic, prototypically lettered. The platform and ladders are constructed of metal. The car has black nickel-plated solid wheels. Length over the buffers approximately 40 mm / 1-9/16"

One-time series in 2021 only for Märklin Insider members.



48171 H0 Insider Annual Car for 2021

Prototype: Two-axle beer refrigerator car with smooth, insulated side walls. No high-mounted platforms at the ends, but icing openings still included. Privately owned car painted and lettered for the brewery Paulaner Brauerei, Munich, Germany, used on the German Federal Railroad (DB). The car looks as it did in Era IV.

Model: Length over the buffers 13.9 cm / 5-1/2". DC wheelset E32376004.

One-time series in 2021 only for Märklin Insider members.



This model is being produced in a one-time series only for the Märklin Dealer Initiative (MHI). 5 years warranty on all MHI/Exklusiv items and club items (Märklin Insider and Trix Club) starting in 2012. See Page 160 for warranty terms. See Page 159 for an explanation of the symbols and age information.

The Märklin Insider Club – when the hobby becomes a passion.

märklin
INSIDER CLUB

Did you already know? At Märklin, there is the exclusive club of all fans of Märklin model trains. An association with many advantages for the club member. You will receive from us exclusive information, benefits, products not available to everyone, and much more. Get information here in detail about the advantages awaiting you and register right now.

Either online at www.maerklin.de/Clubs or fill out the registration form on Page 157 and mail it to us.



Märklin Insider-Club

Postfach 9 60
73009 Göppingen

Germany

Telephone +49 (0) 7161/608-213

Fax +49 (0) 7161/608-308

E-mail insider-club@maerklin.com

Internet www.maerklin.com

The annual membership costs Euro 79.95, CHF 109.95, US \$ 109.00, (as of 2021), including the annual car, an annual chronicle, a year's subscription to the Märklin Magazin, the catalog, Club News, etc.

Your Club advantages:

➤ The Märklin Magazin 6 times a year

The leading magazine for model railroaders! You will find everything it in about your hobby: extensive instructions about building layouts, product and technical information first hand, exciting reports about the prototype, tips about current events, and much more. The Märklin Magazin subscription price of 33 Euros is included in the club membership dues. Existing Märklin Magazin subscriptions can be carried over.

➤ The Insider Club News 6 Times a Year

You will experience everything about "your brand and your club" in 24 pages and six times a year. Background articles, a look over our shoulders in the production area and the makers of your trains provide deep insight into the world of Märklin.

➤ Exclusive Club Models

Your club membership entitles you to purchase exclusive club models developed and produced for you.

➤ Free Annual Club Car

You can look forward to the attractive annual cars available only for club members, in H0 or Z Gauge. Collect these free models that are different every year. People interested in 1 Gauge will receive as an option an exclusive present instead of the annual car every year.

➤ Annual Chronical

Experience the high points of the Märklin model railroad year in moving images as an exclusive Club download.

➤ Märklin full-line catalog

Club members receive the main catalog available every year at their specialty dealer.

➤ Early information

about the Märklin new items – in advance by a download link and as a printed version in a Club mailing.

➤ Club Card

Your personal club card (it has a new design every year) opens up the world of model railroading to you in a very special way. Because as a member you are more than our premium customer, you also receive a **bundle**

of advantages at the over 100 partners currently working with us. Among them are the Miniature Wonderland in Hamburg, the Hans-Peter Porsche Dream Factory in Anger, or the DB Museum (Nürnberg, Koblenz, Halle). In addition, your personal membership card can be used to order all exclusive club products.

➤ Discounts at seminars

Club members profit from reduced prices when booking our Seminars and Workshops offered in house.

➤ Free shipping in the Online Shop

Our Online Shop gives members free shipping within Germany.

➤ Club Trips*

On the Club trips offered through fantastic scenery and to extraordinary destinations, you will experience your hobby in a special way. Club members are given a discount.

* depending on availability

➤ Small welcoming gift

for each new member – get ready to be surprised.

➤ Birthday Coupon

Club members receive a coupon by mail on their birthday, which can be redeemed in the Online Shop.



Z Gauge
Annual Car for 2021



H0 Gauge
Annual Car for 2021



The services mentioned here refer to 2021. Subject to change.

Märklin Insider Club – Registration Form

☒ Yes, I want to become a member of the Märklin Insider Club

☐ Mr. ☐ Mrs./Ms.

Title

*Last Name, First Name (please print)

*Street, Number

*Additional address information (Apt. No. etc.)

*Postal Code/Zip Code

*City/State/Province

*Country

Telephone

*Birth Date (DD/MM/YYYY)

@ E-mail address

Desired language for communication

☐ German

☐ English

☐ French

☐ Dutch

My dealer

Name

Street

Postal Code/Zip Code

City/State/Province

I would like to receive my annual car either in

☐ H0 Gauge

or

☐ Z Gauge

(Both are not possible – even for an extra charge)

☐ I am interested in 1 Gauge and am receiving the exclusive annual present.

I am particularly interested in

☐ H0 Gauge

☐ Z Gauge

☐ 1 Gauge

☐ Replicas

I receive my Märklin Magazin as a direct subscription from PressUp

☐ Yes, my Subscription No.

☐ no

Fields marked with * must be completed.

I am paying my one year membership fee of EUR 79.95/CHF 109.95/\$ 109.00 U.S. Funds (as of 2021):

☐ D ☐ AT ☐ BE ☐ NL

☐ by means of the following direct debit authorization:

I hereby authorize you, subject to revocation, to debit my checking account to pay for the club membership fee

Account No. _____

Bank Code _____

at this bank _____

Name and address of the account holder (if different from the address given above)

*Last Name, First Name (please print)

*Street, Number

*Postal Code

*City/State/Province

☐ All Countries

☐ Bank transfer (after receipt of invoice)

Payment can only be done with online registration.

☐ CH

☐ By payment order that I receive with the invoice.

Membership Conditions

Register now and become a member. Your personal club year begins with the date of your payment. You will receive all future Club services for 12 months. Retroactive services are no longer possible.

Hand the order form in at your Märklin MHI dealer and then pick up the Club car of the year, catalog and Club models here.

Right of Cancellation

The membership is automatically extended by one year if it is not cancelled in writing by the deadline of 6 weeks before the end of your personal Club year. In the USA the commercial law in effect there applies to right of cancellation.

Subject to change.

Right of Withdrawal:

You can cancel your membership in writing within two weeks without giving a reason. To do this, please contact us at the following address.

Märklin Insider Club – Postfach 9 60 – 73009 Göppingen, Germany.

The deadline begins with the mailing of this application. Mailing in the cancellation promptly will be sufficient to ensure the deadline. I have taken notice of my right of withdrawal.

Data protection notice:

☐ I agree that my data will be stored and may be used by Märklin companies to keep me informed of products, events and other activities. In accordance with Article 28 section 4 of the Federal Data Protection Act I may revoke this agreement at any time.

☐ My data shall be used only for this one Märklin Insider Club transaction and shall not be used for any other contact, marketing or promotional purposes.

You can withdraw your consent at anytime by e-mail at insider-club@maerklin.com or by letter to the club address appearing on the other side of this form, and this withdrawal will be effective in the future.

Date

Signature

Date

Signature

Date

Signature

Your Club advantages:

The Märklin Magazin 6 times a year

The leading magazine for model railroaders! You'll find everything about your hobby here: Detailed information on layout construction, product and other technical information straight from the source, exciting reports on models, tips for forthcoming events, and lots more. The Märklin Magazin subscription price of 33 Euros is included in the club membership dues. Existing subscriptions can be carried over.

The Trix Club News 6 Times a Year

On 24 pages and this six times a year you will find everything about "Your Gauge and Your Club". Behind-the-scene articles and looking over the shoulder of the people in production making your models for an in-depth look at the world of Märklin.

Exclusive Club Models

Club models exclusively developed and produced are available only if you are a club member.

Club Car of the Year, free of charge

Look forward to the attraction of Car of the Year only available to club members. Choose between H0 Gauge or Z Gauge. Each model a collectible every year. People interested in 1 Gauge will receive as an option an exclusive present instead of the annual car every year.

Annual Chronicle

Experience the high points of the Märklin model railroad year in moving images as an exclusive Club download.

Märklin full-line catalog

Club members receive the main catalog available every year at their specialty dealer.

Early information

about the Märklin new items – in advance by a download link and as a printed version in a Club mailing.

Club Card

Your personal club card with a new design every year opens up the world of model railroading as a hobby in a special way for you. Because as a member you are more than our premium customer, you also receive a **bundle of advantages at the over 100 partners currently working with us.** Among them are the Miniature Wonderland in Hamburg, the Hans-Peter

Porsche Dream Factory in Anger, or the DB Museum (Nürnberg, Koblenz, Halle). In addition, your personal membership card can be used to order all exclusive club products.

Discounts at seminars

Club members profit from reduced prices when booking our Seminars and Workshops offered in house.

Free Shipping in the Online Shop

Our Online Shop gives members free shipping within Germany.

Club Trips*

On the Club trips offered through fantastic scenery and to extraordinary destinations, you will experience your hobby in a special way. Club members are given a discount.

* depending on availability

Small welcoming gift

for each new member – get ready to be surprised.

Birthday Coupon

Club members receive a coupon by mail on their birthday, which can be redeemed in the Online Shop.

**Register right now online at
www.maerklin.de/Clubs. Please
select registration code NH 2021.**

The Club team is available by telephone to members

Monday – Friday from 13:00 PM – 17:00 PM

Mailing Address Märklin Insider-Club, Postfach 9 60,
73009 Göppingen, Germany

Telephone + 49 / (0) 71 61 / 608-213

Fax + 49 / (0) 71 61 / 608-308

E-mail insider-club@maerklin.com

Internet www.maerklin.com

The services mentioned here refer to 2021. Subject to change.



Metal locomotive frame.



Metal frame and mostly metal locomotive body.



Locomotive body chiefly made of metal.



Metal frame and locomotive body.



Metal car frame.



Metal car frame and body.



Car body chiefly made of metal.



Close couplers with pivot point.



Close couplers in standard pocket with guide mechanism.



Built-in interior details.



Digital decoder with up to 32 digitally controlled functions. The quantity depends on the controller being used.



Digital decoder mfx+ (Märklin World of Operation).



DCC decoder.



Built-in sound effects circuit.



Dual headlights that change over with the direction of travel.



Triple headlights at the front.



Triple headlights that change over with the direction of the travel.



Triple headlights and two red marker lights that change over with the direction of travel.



Triple headlights and a red marker light that change over with the direction of travel.



Built-in interior lighting.



Interior lighting can be installed (example: with 7330).



Built-in LED interior lighting.



LED interior lighting can be installed.



LED



Scale for the passenger car length 1:93.5.



Scale for the passenger car length 1:100.



Suitable for kindergarten aged children



Light function



Sound function



Rechargeable battery operation



Battery operation



Spraying water function



H0 Scale / 1:87



Removable roof



Magnet couplers



Exclusive special models for the Märklin Dealer Initiative – produced in a one-time series. The Märklin Dealer Initiative is an international association of mid-sized toy and model railroad specialty dealers (MHI International). These models are produced in a one-time series only for the Märklin Dealer Initiative (MHI). **5-year warranty** on all MHI products and club products (Märklin Insider and Trix Club) from 2012 on. See Page 160 for warranty terms.



Era I (1835 to 1925)



Era II (1925 to 1945)



Era III (1945 to 1970)



Era IV (1970 to 1990)



Era V (1990-2006)



Era VI (2006 to the present)

A current explanation of the pictograms can be found on the Internet at www.maerklin.de for a product in question. You do this by going across the symbol field with your mouse.

Update MS2 3.55

Functionality according to update for MS2 Version 3.55 (Up to 32 locomotive functions)

Update CS2 4.2

Functionality after update of the CS2 to Version 4.2 (Up to 32 locomotive functions)

Age Information and Warnings



WARNING! Not suitable for children under 3 years. Sharp edges and points required for operation. Danger of choking due to detachable small parts that may be swallowed.



For adults only.



Bronze Investment Casting Edition

Index to the Item Numbers/Guarantee conditions

Item	Page	Item	Page	Item	Page
03093	113	43567	62	58275	151
18026	113	43568	62	58710	148
29338	28	43569	62	58805	150
29342	22	43652	84	58806	150
29406	27	43845	55	72223	24
29430	26	43862	54	80032	152
29952	30	43863	54	80331	155
36083	52	43864	55	80421	141
36435	65	43881	10	81306	130
36656	32	43882	11	82153	118
37025	96	43894	55	82155	128
37174	106	44825	32	82268	134
37244	112	44826	33	82326	118
37340	81	44827	33	82327	123
37425	63	44952	31	82337	126
37515	75	45028	71	82385	138
37518	40	46213	46	82418	139
37602	103	46231	88	82427	140
37793	92	46268	99	82665	136
39004	39	46279	84	86010	123
39065	82	46306	98	86311	141
39068	111	46307	104	86356	136
39089	86	46309	107	86357	134
39126	12	46432	99	86572	117
39173	60	4661	56	86606	120
39260	78	46628	112	87094	128
39445	16	46908	56	87095	139
39462	80	46933	108	87352	122
39511	76	47107	106	87501	124
39543	109	47111	74	87511	124
39544	105	47138	110	87512	124
39777	6	47146	64	87513	131
39787	37	47223	72	87521	124
39866	70	47224	72	87761	116
39884	42	47370	50	88032	132
39935	68	47409	84	88083	122
39958	14	47543	71	88088	126
39990	48	47807	73	88136	135
39991	58	47813	73	88150	119
41310	38	48015	80	88205	137
41320	38	48102	74	88206	130
41330	38	48121	152	88207	121
42731	89	48171	155	88214	117
42743	89	48842	108	88276	129
43126	36	48872	66	88378	137
43144	18	48873	66	88595	138
43166	36	48874	67	88744	125
43336	36	48875	67	88772	127
43423	94	48939	89	89012	142
43433	95	49956	102	89024	143
43443	95	55526	146		
43547	100	58008	153		

Märklin MHI Guarantee conditions

When you buy these Märklin MHI products (these products are identified with the pictogram), the firm Gebr. Märklin & Cie. GmbH will also grant you independent of the legal, national warranty rights available to you in regard to your Märklin MHI specialty dealer as your contracting partner or your rights from product liability a manufacturer's warranty of 60 months from the date of purchase under the terms given below. This allows you independent of the location of the purchase the possibility to claim defects or malfunctions directly from the firm of Märklin as the manufacturer of the product. The Märklin manufacturer's warranty only applies to the technology of the models. Visual defects or incomplete products can be claimed within the framework of the warranty obligations of the seller of the product.

Warranty Conditions

This warranty applies to Märklin assortment products and individual parts that are purchased by a Märklin MHI specialty dealer worldwide. Either the warranty form filled out in full by the Märklin MHI specialty dealer or the purchase receipt will serve as proof of purchase. We therefore recommend that this warranty form should be kept safe along with the purchase receipt. This warranty includes as selected by the manufacturer correction of any possible defects at no charge or replacement of defective parts at no charge that can be proven to result from design, manufacturing, or material defects, including service performed that is linked to this situation. Other claims outside of the manufacturer's warranty are excluded. The terms of the warranty do not apply.

Contents of the Warranty / Exclusions

- In the case of malfunctioning of the product due to wear and tear or in the case of parts that wear out in normal use.
- If the installation of certain electronic elements contrary to the manufacturer's specifications was carried out by individuals not authorized to do such installations.
- In the case of use of the product for a purpose other than that specified by the manufacturer.
- If the references and notes from the manufacturer in the operating instructions were not followed.
- Any and all claims arising from the warranty implied or otherwise or replacement for damages are excluded, if other makes of parts not authorized by Märklin have been installed in Märklin products, and have hereby caused malfunctions or damages. The same applies to conversions that were carried out by neither by Märklin nor by repair centers authorized by Märklin. The irrefutable assumption that the aforementioned non-Märklin parts or conversions are the cause for the malfunction or damages works fundamentally in Märklin's favor.
- The warranty period is not extended by repair or replacement of the product covered under warranty. Warranty claims can be submitted directly to the seller or by sending the claimed item/part together with the warranty card or the proof of purchase and a summary of the defects directly to the firm Märklin. In accepting the product for repair, Märklin and the seller assume no liability for data or settings stored on the product by the consumer. Warranty claims sent shipping collect cannot be accepted.

Our address: Gebr. Märklin & Cie. GmbH • Reparatur-Service
Stuttgarter Straße 55 –57 • 73033 Göppingen • Germany
E-mail: service@maerklin.de • Internet: www.maerklin.de





Märklin fulfills the requirements for a quality management system according to the ISO 9001 Standard. This is regularly checked and certified by the TÜV Süd testing organization. You thereby have the assurance of buying a quality product of a certified firm.

Mark your calendar!

Everything about big and small trains,
Play and fun – 3 days long!

The MEGA family event in Göppingen.
More information at www.maerklin.de



Gebr. Märklin & Cie. GmbH
Stuttgarter Straße 55–57
73033 Göppingen
Germany

www.maerklin.de

Service:

Telephone: 650-569-1318

E-mail: digital@maerklin.com

We reserve the right to make changes and delivery is not guaranteed. Pricing, data, and measurements may vary. We are not liable for mistakes and printing errors.

Prices are current as of the print date for this catalog – we reserve the right to change prices between years – prices are in effect until the release of the next price list / next catalog.

Some of the images are hand samples, retouched images, and renderings. The regular production models may vary in details from the models shown.

If these edition of the presentation book does not have prices, please ask your authorized dealers for the current price list.

All rights reserved. Copying in whole or part prohibited.

© Copyright by Gebr. Märklin & Cie. GmbH.

Printed in Germany

358 264 – 01 2021



Visit us: www.facebook.com/maerklin
Please visit our LGB Facebook page too: www.facebook.com/LGB